



### 1000 - 10000 Modular Gantry Mill Kit



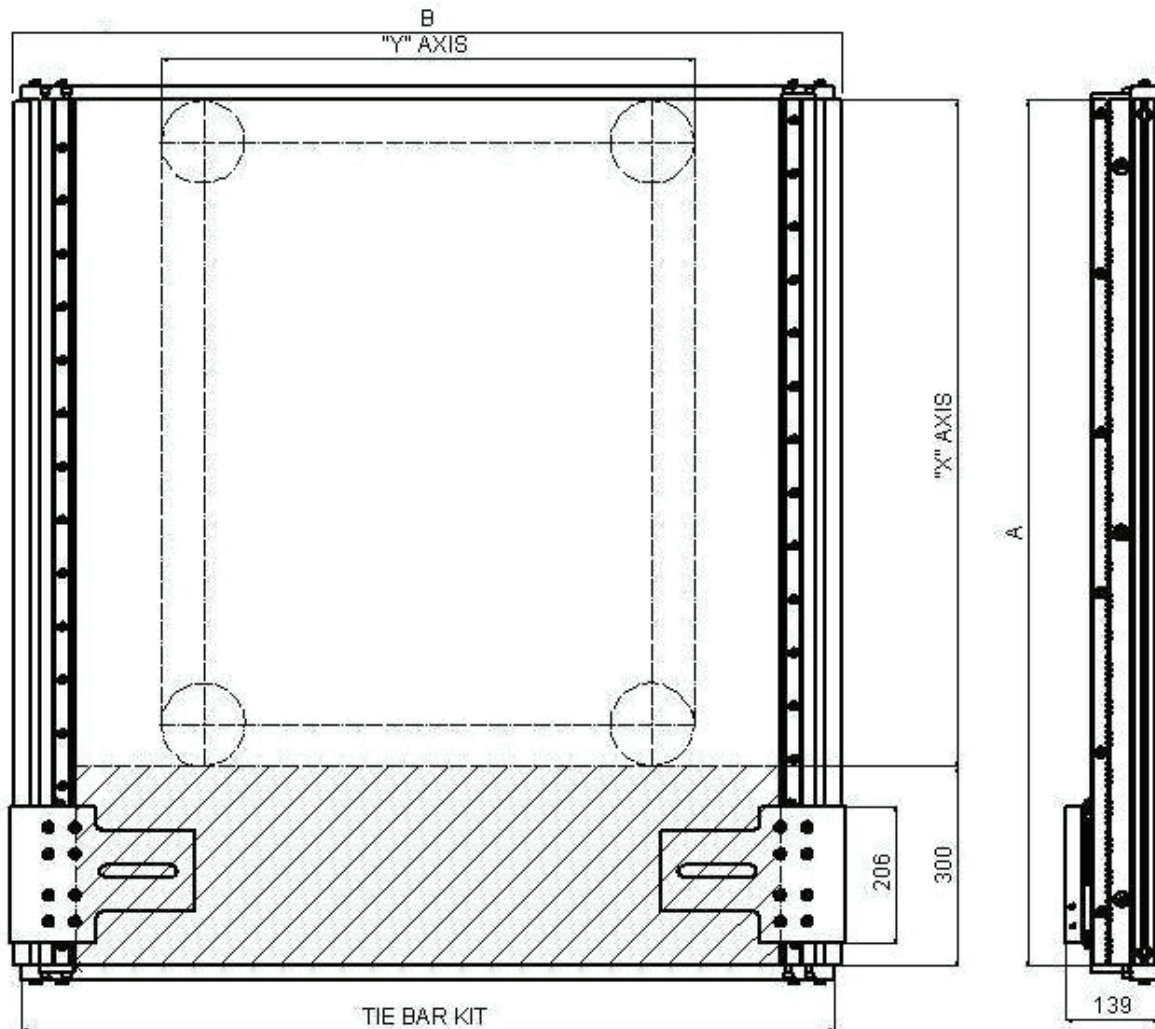
- Accuracy - linear rails and precision carriages
- Modular jointing system for varying lengths
- Quick easy levelling for one set up
- Manual, pneumatic or hydraulic auto feed
- Accepts our standard MR and MRY milling rails

A modular linear rail kit to convert our 2 axis milling machines to a large area 3 axis milling machine in situ. Used for heat exchangers, pump and motor pads, steel mill stands, ship building, turbine split lines and many more.



#### "X" AXIS Options

STROKE	BASE UNIT	EXTENSION CONFIGURATION	DIM A
1000 (40")	GMRF1000	-	1300 (51")
2000 (80")	GMRF1000	1 x GMRF1000-EXT	2298 (90")
3000 (120")	GMRF1000	1 x GMRF2000-EXT	3295 (129")
4000 (157")	GMRF1000	1 x GMRF3000-EXT	4292 (168")
5000 (197")	GMRF1000	2 x GMRF2000-EXT	5290 (208")
6000 (236")	GMRF1000	2 x GMRF2000-EXT & 1 x GMRF1000-EXT	6287 (247")
7000 (275")	GMRF1000	2 x GMRF3000-EXT	7284 (286")
8000 (315")	GMRF1000	2 x GMRF2000-EXT & 1 x GMRF3000-EXT	8282 (326")
9000 (354")	GMRF1000	4 x GMRF2000-EXT	9280 (365")
10000 (394")	GMRF1000	3 x GMRF3000-EXT	10276 (404")



All dimensions are for reference and may be subject to change without notice. Machine performance is subject to application and operator capability; please discuss your requirements directly with a Mirage sales representative. All information given and all sales made by Mirage Machines are subject to their terms and conditions, which are available at [www.miragemachines.com](http://www.miragemachines.com).

### X Axis - SHIPPING WEIGHTS AND DIMENSIONS

STROKE	CONFIGURATION	DIMENSIONS - L x W x H	WEIGHT
1000	GMRF1000 (H,A,M)	150cm (60") x 50cm (20") x 30cm (12")	142 kgs (312 lbs)
2000	GMRF1000 + GMRF1000-EXT	150cm (60") x 50cm (20") x 60cm (24")	284 kgs (625 lbs)
3000	GMRF1000 + GMRF2000-EXT	250cm (98") x 50cm (20") x 60cm (24")	393 kgs (865 lbs)
4000	GMRF1000 + GMRF3000-EXT	350cm (138") x 50cm (20") x 60cm (24")	502 kgs (1104 lbs)
5000	GMRF1000 + 2 off GMRF2000-EXT	250cm (98") x 100cm (40") x 60cm (24")	644 kgs (1417 lbs)
6000	GMRF1000 + GMRF2000-EXT + GMRF3000-EXT	350cm (138") x 100cm (40") x 50cm (24")	753 kgs (1657 lbs)
7000	GMRF1000 + 2 off GMRF3000-EXT	350cm (138") x 100cm (40") x 60cm (24")	862 kgs (1896 lbs)
8000	GMRF1000 + 2 off GMRF2000-EXT + GMRF3000-EXT	350cm (138") x 50cm (20") x 60cm (24")	1004 kgs (2209 lbs)
9000	GMRF1000 + 4 off GMRF2000-EXT	350cm (138") x 150cm (60") x 60cm (24")	1146 kgs (2521 lbs)
10000	GMRF1000 + 3 off GMRF3000-EXT	350cm (138") x 150cm (60") x 60cm (24")	1222 kgs (2688 lbs)

#### Supply:-

GMRF1000H / GMRF1000A - 2 off linear rails and blocks, sub frame, rack feed, gear box, carriage and auto feed gearbox and motor, mounting plates, manual, tool kit, CE certification. Shipping and storage box.

GMRF1000M - 2 off linear rails and blocks, sub frame, rack feed, gear box, carriage and manual feed, mounting plates, manual, tool kit, CE certification. Shipping and storage box.

GMRF1000-EXT / GMRF2000-EXT / GMRF3000-EXT - 2 off linear rails and blocks, sub frame, mounting & jointing plates, sub frame jointing sections and clamp, shipping and storage box.

### MILLING RAIL "Y" AXIS Options

STROKE (Y Axis)	PART NUMBER	DESCRIPTION	DIM B (Overall Width)
500 (20")	MR500	TWO AXIS MILLING MACHINE	920 (36")
1000 (40")	MR1000	TWO AXIS MILLING MACHINE	1420 (56")
1500 (60")	MR1500	TWO AXIS MILLING MACHINE	1920 (76")
2000 (80")	MR2000	TWO AXIS MILLING MACHINE	2420 (95")
3000 (120")	MR3000	TWO AXIS MILLING MACHINE	3420 (135")
4000 (157")	MR4000	TWO AXIS MILLING MACHINE	4420 (174")