

Компания "**ИНТЕРТУЛМАШ**" - поставщик оборудования

**WTO** в России.

**WTO** – известная немецкая компания, которой принадлежат передовые позиции в производстве и усовершенствовании статических и приводных высокоточных блоков для металлообрабатывающих станков.



Для заказа инструмента и технических консультаций оформите заказ на нашем сайте

[www.itmash.ru](http://www.itmash.ru)

Наши сотрудники оперативно свяжутся с Вами.

Вы можете присылать Ваши заявки и вопросы на электронную почту

[inbox@itmash.ru](mailto:inbox@itmash.ru)

или звоните по телефону

**(495) 668-13-58.**

Вы также можете воспользоваться [формой заявки на сайте](#).

# WT System

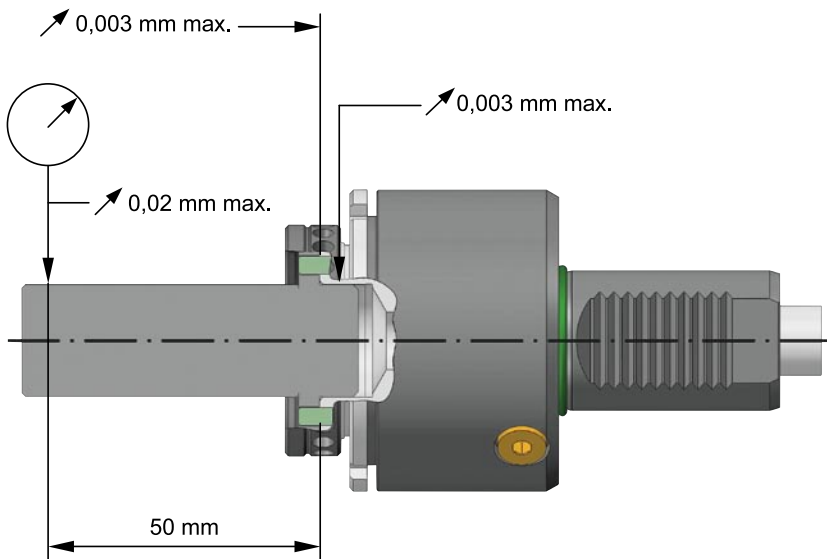
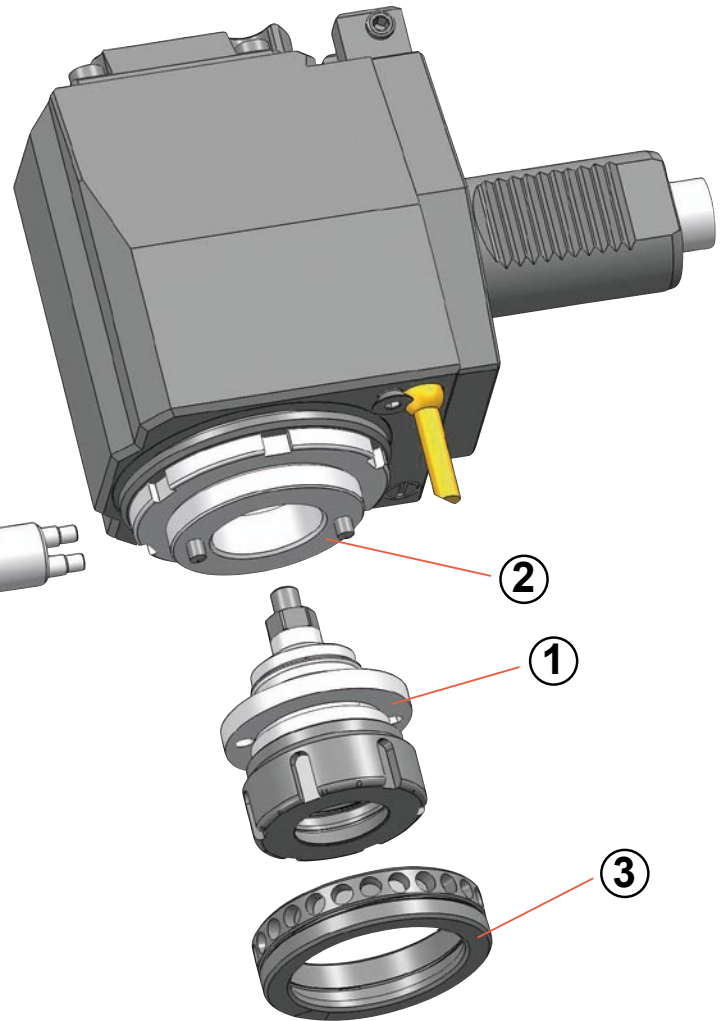
**WTO**  
*Higher Productivity*

ISO 9001

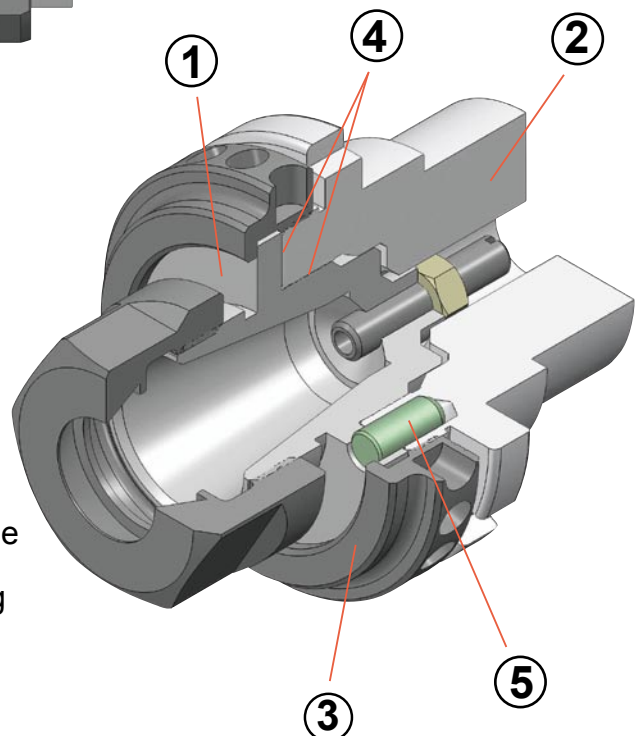










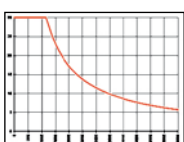
**High Precision Tool Change**  
with interchangeable spindles

- + Presetable
- + Flexible
- + High repeatability
- + High stability
- + Compact
- + One hand clamping



- ① Interchangeable WT spindle
- ② WT driven tool spindle shaft
- ③ Spanner nut = High axial retention of WT spindle
- ④ Large axial contact surface with radial centering
- ⑤ Radial positioning and driving pin

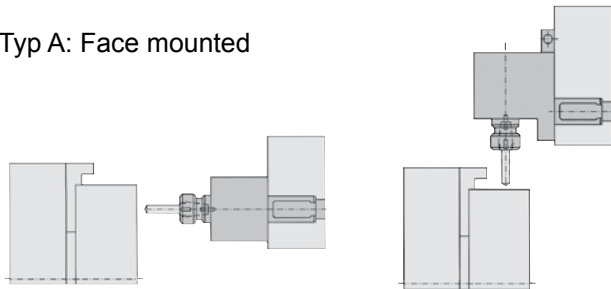


	<b>4101...</b>	Straight drill/milling unit Ratio = 1:1 Coolant supply: external, internal, max. 435 PSI (30 bar)	<b>Page 7 - 8</b>
	<b>4101...</b>	Straight offset drill/milling unit Ratio = 1:1, 2:1, 1:2 Coolant supply: external, internal, max. 1160 PSI (80 bar)	<b>Page 9 -14</b>
	<b>4105...</b>	Right angle drill/milling unit Ratio = 1:1, 2:1, 1:2 Coolant supply: external, internal, max. 1160 PSI (80 bar)	<b>Page 15 -20</b>
	<b>4105...</b>	Right angle back set drill/milling unit Ratio = 1:1, 2:1, 1:2 Coolant supply: external, internal, max. 1160 PSI (80 bar)	<b>Page 21 -26</b>
	<b>4105...</b>	Right angle double spindle drill/milling unit Ratio = 1:1 Coolant supply: external	<b>Page 27</b>
	<b>2200...</b> <b>2201...</b> <b>2203...</b> <b>2202...</b> <b>2290...</b>	Interchangeable spindle	<b>Page 28</b> <b>Page 29</b> <b>Page 30</b> <b>Page 31</b> <b>Page 32</b>
	<b>2310...</b> <b>2300...</b>	for boring bar holders	<b>Page 33</b> <b>Page 34</b>
	<b>2370...</b> <b>2380...</b> <b>2381...</b> <b>2390...</b> <b>2391...</b>	Protection cover Presetting adapter Preset master, master gauge	<b>Page 35</b> <b>Page 36</b> <b>Page 37</b>
		<b>Pressure diagram - internal coolant</b>	<b>Page 38</b>

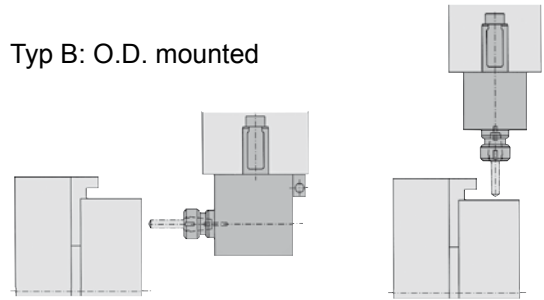
## Machine type listing • Turret specification

From the Machine Type listing below, find the turret specification for your machine.  
Determine the style of precision driven tool needed from the Program Overview page.  
Using the turret specification, select the suitable driven tool from the data sheets.

Typ A: Face mounted



Typ B: O.D. mounted



Machine Type	Turret specification				Remarks
	VDI ∅D	Turret manufacturer	Type	Drive coupling	
Boehring HTC-150M	30	Diplomatic	A	DIN 1809	
Boehring HTC-200M, HTC-250M	40	Diplomatic	A	DIN 1809	
Boehring NG 180, NG 200, NG 250	40	Sauter (L2=120)	B	DIN 5480	Upper turret: also L2=100 mm suitable
Colchester Storm II 120M, Tornado 120M	30	Sauter	A	DIN 5482	
Colchester Storm II 220M, Tornado 220M	40	Sauter	A	DIN 5482	
Doosan S 280M	25	Sauter	B	DIN 5480	
Doosan S 310M, S 310SM, S 310SLM, S 240LM	30	Sauter (L2=85)	B	DIN 5480	
Doosan S 390LM	40	Sauter	A	DIN 5482	
Doosan Z 280TM	40	Sauter (L2=100)	B	DIN 5480	
Doosan Z 290M, Z 290SM, Z 290SMY	30	Sauter (L2=85)	B	DIN 5480	
Doosan Z 340SM	30	Sauter (L2=100)	B	DIN 5480	
Emag VSC 160, VSC 200, VSC 250, VL2, VL3, VL5	40	Emag	B	DIN 1809	
Emco EmcoTurn 332 MC	25	Emco 332	B	DIN 5480	
Emco EmcoTurn E 45, E 65	30	Sauter	A	DIN 5480	
Emco HyperTurn 645 MC, 665 MC	30	Emco HT-665	B	DIN 5480	
Emco HyperTurn 690 MC	40	Emco HT-690	B	DIN 5480	
Emco MaxxTurn 45	25	Emco 332	B	DIN 5480	
Emco MaxxTurn 65	30	Emco HT-665	B	DIN 5480	
Fortune VTurn II-16/20CV	30	Diplomatic	A	DIN 1809	
	30	Sauter	A	DIN 5480	
Fortune VTurn II-16/20YCV	30	Sauter (L2=85)	B	DIN 5480	
Fortune VTurn II-23/26BCV, 26YCV(B)	40	Sauter (L2=100)	B	DIN 5480	
Fortune VTurn II-23/26CV	40	Diplomatic	A	DIN 1809	
	40	Sauter	A	DIN 5480	
Fortune VTurn-A26/85CV	40	Sauter	A	DIN5480	
Gildemeister CTV 200, CTV 250 linear	40	Sauter (L2=100)	B	DIN 5480	
Gildemeister CTX 210, 310, 410, 320 linear	30	Sauter	A	DIN 5480	Without sub spindle
Gildemeister CTX 310, 410, 320 linear with sub spindle	30	Sauter (L2=100)	B	DIN 5480	
Gildemeister CTX 420 linear	40	Sauter	A	DIN 5480	Without sub spindle
Gildemeister CTX 420 linear with sub spindle	40	Sauter (L2=100)	B	DIN 5480	VDI serration: right hand
Gildemeister CTX 510, 520 linear	40	Sauter	A	DIN 5480	Without sub spindle
Gildemeister CTX alpha	30	Sauter	A	DIN 5480	Without sub spindle
Gildemeister CTX alpha with sub spindle	30	Sauter	B	DIN 5480	
Gildemeister CTX beta	40	Sauter	A	DIN 5480	Without sub spindle
Gildemeister CTX beta with sub spindle	40	Sauter (L2=100)	B	DIN5480	
Gildemeister GMX 250, 300, 400, 500 linear	40	Sauter (L2=100)	B	DIN 5480	
Gildemeister Sprint 65	30	Sauter (L2=100)	B	DIN 5480	Only for new version since 2005
Gildemeister Twin 102	30	Sauter (L2=100)	B	DIN 5480	Frame size 2 – option = VDI 30
	40	Sauter (L2=100)	B	DIN 5480	Frame size 2 – standard = VDI 40
Gildemeister Twin 42	25	Sauter	B	DIN 5480	Frame size 1
	30	Sauter (L2=100)	B	DIN 5480	Frame size 2 – standard = VDI 30
	40	Sauter (L2=100)	B	DIN 5480	Frame size 2 – option = VDI 40

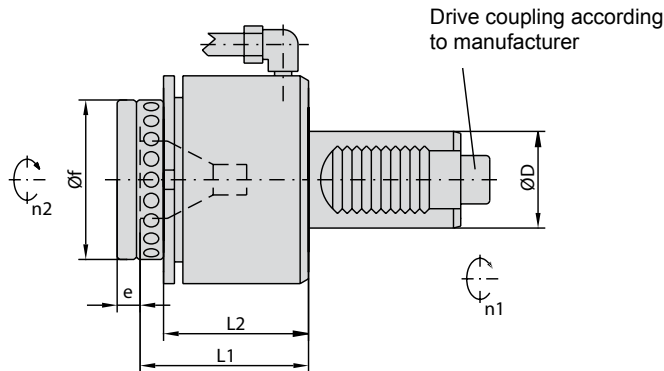
Maschine Type	Turret specification				Remarks
	VDI ØD	Turret Manufacturer	Type	Drive coupling	
Gildemeister Twin 65	30 40	Sauter (L2=100) Sauter (L2=100)	B B	DIN 5480 DIN 5480	Frame size 2 – standard = VDI 30 Frame size 2 – option = VDI 40
Haas SL 20 (VDI), 30 (VDI)	40	Haas (L=104.85)	A	1-stufig	VDI turret
Haas SL 20, 30	40	Haas (L=117.55)	A	1-stufig	Hybrid turret
Haas SL 40 (VDI)	40	Haas (L=117.55)	A	1-stufig	VDI turret
Haas SL 40	40	Haas (L=130.25)	A	1-stufig	Hybrid turret
Hardinge Elite 6/42, 8/51	30	Sauter (L2=85)	B	DIN 5480	
Hardinge Quest 8/51, 10/65	30	Sauter (L2=100)	B	DIN 5480	
Hardinge Quest LMC 42	25	Sauter	B	DIN 5480	
Hardinge Talent 6/45, 8/52	30	Sauter	A	DIN 5482	
Hardinge Talent 8/52A, 10/78	40	Sauter	A	DIN 5482	
Heyligenstaedt Heynumat 5	40	Sauter	A	DIN 5482	
Index C200	30	Index G300	B	1-step	“V” plate
Index C65, C100, C200	25	Index G200	B	1-step	“V” plate
Index G160, G200	25	Index G200	B	1-step	“V” plate
Index G160, G250, G300	30	Index G300	B	1-step	“V” plate
Index G250	40	Index G250	B	1-step	“V” plate
Index G400	40	Index G400	B	1-step	“V” plate
Index V160	25 30	Index G200 Index G300	B B	1-step 1-step	“V” plate “V” plate
Index V300	30 40	Index G300 Index V300	B B	1-step 1-step	“V” plate “V” plate
Mazak MP Triple 8200Y	40*	Mazak MP-6200	B	DIN 1809	
Mazak MP-6100	40*	Mazak MP-6100	B	DIN 1809	
Mazak MP-6200, MP-6200Y, MP-6250	40*	Mazak MP-6200	B	DIN 1809	12 stations turret
Mazak MP-6200Y (16 stations turret)	40*	Mazak MP-6100	B	DIN 1809	
Mazak QT Nexus 100-II M, MY	40*	Mazak QTN-100M	B	DIN 1809	
Mazak QT Nexus 100-II MS, MSY	40*	Mazak QTN-100MS	B	DIN 1809	
Mazak QT Nexus 200-II, 250-II M, MY	40*	Mazak QTN-200M	B	DIN 1809	12 stations turret
Mazak QT Nexus 200-II, 250-II M (16 stations turret)	40*	Mazak QTN-100M	B	DIN 1809	
Mazak QT Nexus 200-II, 250-II MS, MSY	40*	Mazak QTN-200MS	B	DIN 1809	12 stations turret, with sub spindle
Mazak QT-Nexus 200-II, 250-II MS (16 stations turret)	40*	Mazak QTN-100MS	B	DIN 1809	With sub spindle
Mazak SQT-100M	40*	Mazak QTN-100M	B	DIN 1809	
Mazak SQT-100MS	40*	Mazak QTN-100MS	B	DIN 1809	With sub spindle
Mazak SQT-200, 250 M	40*	Mazak QTN-200M	B	DIN 1809	12-fach-Revolver
Mazak SQT-200, 250 M (16 stations turret)	40*	Mazak QTN-100M	B	DIN 1809	
Mazak SQT-200, 250 MS	40*	Mazak QTN-200MS	B	DIN 1809	12 stations turret, with sub spindle
Mazak SQT-200, 250 MS (16 stations turret)	40*	Mazak QTN-100MS	B	DIN 1809	With sub spindle
Monforts DNC 500 DuoTurn	40	Sauter (L2=120)	B	DIN 5480	
Monforts MHC	40	Sauter (L2=120)	B	DIN 5480	
Monforts MNC 500	40 40	Sauter Sauter (L2=120)	A B	DIN 5482 DIN 5480	Turret 1 Turret 2
Monforts RNC 400, 500 DuoTurn	40	Sauter (L2=120)	B	DIN 5480	
Monforts RNC 400, 500, 600 MultiTurn	40	Sauter	A	DIN 5482	
Monforts UniCen 502	40	Sauter (L2=100)	B	DIN5480	
Niles N 10	30 40	Sauter Sauter	A A	DIN 5482 DIN 5482	Drive coupling: B15x12 Drive coupling: B17x14
Niles N 20	40	Sauter	A	DIN 5482	Drive coupling: B17x14
Niles NF 20, NV 20	40	Sauter (L2=100)	B	DIN 5480	
Okuma LB 15II-M	40	Okuma LB 300-M	A	1-step	
Okuma LB 300-M, LB 300-MY	40	Okuma LB 300-M	A	1-step	
Okuma LB 300-MW	40	Okuma LT 300-M	B	1-step	Only for new version since 2005
Okuma LT 10-M	30	Okuma LT 200-M	B	1-step	
Okuma LT 15-M	40	Okuma LT 300-M	B	1-step	
Okuma LT 200-M	30	Okuma LT 200-M	B	1-step	
Okuma LT 300-M	40	Okuma LT 300-M	B	1-step	
Okuma LU 15-M	40	Okuma LB 300-M	A	1-step	
Okuma LU 300-M	40	Okuma LB 300-M	A	1-step	
Okuma LVT 300-M	40	Okuma LVT 300-M	A	1-step	
Okuma LVT 400-M	40	Okuma LVT 400-M	A	1-step	
Okuma MacTurn 350	40	Okuma LT 300-M	B	1-step	
Scherer VDZ 120, VDZ 120DS, VDZ 200	30 40	Sauter (L2=100) Sauter (L2=100)	B B	DIN 5480 DIN 5480	
Scherer VDZ 80, VDZ 80DS	25	Sauter	B	DIN 5480	
Spinner TC 400 MC	30	Baruffaldi	A	TBMA 160	
Spinner TC 600 MC	30 40	Baruffaldi Baruffaldi	A A	TBMA 160 TBMA 200	

Maschine Type	Turret specification				Remarks
	VDI ØD	Turret Manufacturer	Type	Drive coupling	
Spinner TC 600 MCY, SMCY	30	Baruffaldi (L2=110)	B	TBMR 160	
Traub TNA 300	30	Sauter	A	DIN 5482	
Traub TNA 400	40	Sauter	A	DIN 5482	
Traub TNC 42 DG, DGY, TNC 65	30	Traub TNC 65	B	bevel gear	
Traub TNC 42 EG, EGY	25	Traub TNC 42	B	bevel gear	
Victor VTurn II-16/20CV	30	Diplomatic	A	DIN 1809	
	30	Sauter	A	DIN 5480	
Victor VTurn II-16/20YCV	30	Sauter (L2=85)	B	DIN 5480	
Victor VTurn II-23/26BCV, 26YCV(B)	40	Sauter (L2=100)	B	DIN 5480	
Victor VTurn II-23/26CV	40	Diplomatic	A	DIN 1809	
	40	Sauter	A	DIN 5480	
Victor VTurn-A26/85CV	40	Sauter	A	DIN 5480	
Weiler DZ 35, DZ 40, DZ 65	25	Sauter	B	DIN 5480	
Weiler DZ 45 H3, DZ 45 H4	25	Sauter	B	DIN 5480	
Weiler DZ 45 T	30	Sauter	A	DIN 5482	
WFL M30	40	Sauter	A	DIN 5482	
	40	Sauter (L2=100)	B	DIN 5480	New version

\*no VDI Standard

## Straight drill/milling unit with WT System

Please select suitable turret specification from the Machine Type listing!  
 Typ A: Face mounted  
 Typ B: O. D. mounted  
**Ratio = 1:1**



### 4101... (EC) with external coolant supply

Order wrenches separately!

Item No.	Turret specification				Clamping System			Dimensions / Data					00676...
	ØD	Turret manufacturer	Type	Drive coupling	Size	e	Øf	L1	L2	M Nm	Ratio n1:n2		
410125000-25	25	Index G200	B	1-step	WT-25	6	55	53	52	20	1:1	...000002	
410125004-25	25	Sauter Emco 332	B	DIN 5480	WT-25	6	55	66	64	20	1:1	...000004	
410125006-25	25	Traub TNC 42	B	bevel gear	WT-25	6	55	53	52	20	1:1	...000002	
410125008-30	30	Baruffaldi	A B	TBMA 160 TBMR 160	WT-25	6	55	68	67	32	1:1	...000004	
410125009-30	30	Duplomatic	A	DIN 1809	WT-25	6	55	68	67	32	1:1	...000004	
410125005-30	30	Index G300	B	1-step	WT-25	6	55	68	67	32	1:1	...000004	
410125001-30	30	Okuma LT 200-M	B	1-step	WT-25	6	55	68	67	32	1:1	...000004	
410125000-30	30	Sauter Emco HT-665	A,B B	DIN 5480	WT-25	6	55	68	67	32	1:1	...000004	
410125011-30	30	Sauter	A	DIN 5482	WT-25	6	55	68	67	32	1:1	...000004	
410125012-30	30	Traub TNC 65	B	bevel gear	WT-25	6	55	68	67	32	1:1	...000004	
410132002-40	40	Baruffaldi	A B	TBMA 200 TBMR 200	WT-32	9	66	68	60	63	1:1	...000003	
410132003-40	40	Duplomatic	A	DIN 1809	WT-32	9	66	68	60	63	1:1	...000003	
410132080-40	40	Emag	B	DIN 1809	WT-32	9	66	78	70	63	1:1	...000003	
410132107-40	40	Haas (L=104.85)	A	1-step	WT-32	9	66	68	60	63	1:1	...000003	
410132101-40	40	Haas (L=117.55)	A	1-step	WT-32	9	66	68	60	63	1:1	...000003	
410132102-40	40	Haas (L=130.25)	A	1-step	WT-32	9	66	68	60	63	1:1	...000003	
410132098-40	40	Index G250	B	1-step	WT-32	9	66	68	60	63	1:1	...000003	
410132088-40	40	Index G400	B	1-step	WT-32	9	66	68	60	63	1:1	...000003	
410132007-40	40	Index V300	B	1-step	WT-32	9	66	68	60	63	1:1	...000003	
410132004-40*	40*	Mazak QTN-100MS	B	DIN 1809	WT-32	9	66	68	60	63	1:1	...000003	
410132005-40*	40*	Mazak QTN-200MS	B	DIN 1809	WT-32	9	66	68	60	63	1:1	...000003	
410132006-40	40	Okuma LB 300-M Okuma LT 300-M Okuma LVT 300-M	A B A	1-step	WT-32	9	66	68	60	63	1:1	...000003	
410132009-40	40	Okuma LVT 400-M	A	1-step	WT-32	9	66	68	60	63	1:1	...000003	
410132010-40	40	Sauter Emco HT-690	A,B B	DIN 5480	WT-32	9	66	68	60	63	1:1	...000003	
410132011-40	40	Sauter	A	DIN 5482	WT-32	9	66	68	60	63	1:1	...000003	

\*no VDI standard



## Straight drill/milling unit with WT System

Please select suitable turret specification from the Machine Type listing!

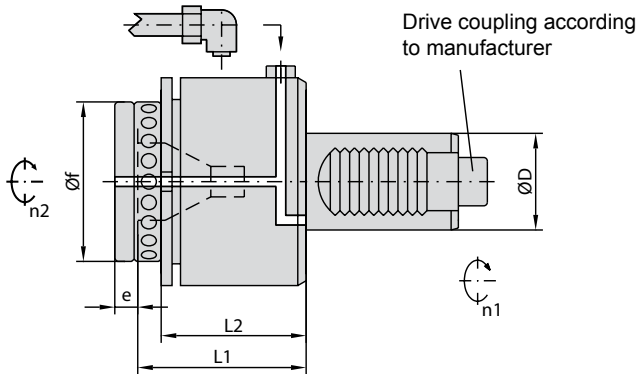
Typ A: Face mounted

Typ B: O. D. mounted

Ratio = 1:1


**Max. coolant pressure = 435 PSI (30 bar)**

(Check specified coolant pressure diagram!)



### 4101... (IC) with internal + external coolant supply

Order wrenches separately!

Item No.	Turret specification				Clamping System			Dimensions / Data				Coolant Pressure diagram	 00676...
	ØD	Turret manufacturer	Type	Drive coupling	Size	e	Øf	L1	L2	M Nm	Ratio n1:n2		
410125005-25	25	Sauter Emco 332	B	DIN 5480	WT-25	6	55	66	64	20	1:1	D01001	...000004
410125013-30	30	Baruffaldi	A B	TBMA 160 TBMR 160	WT-25	6	55	68	67	32	1:1	D01001	...000004
410125014-30	30	Diplomatic	A	DIN 1809	WT-25	6	55	68	67	32	1:1	D01001	...000004
410125015-30	30	Index G300	B	1-step	WT-25	6	55	68	67	32	1:1	D01001	...000004
410125016-30	30	Okuma LT 200-M	B	1-step	WT-25	6	55	68	67	32	1:1	D01001	...000004
410125004-30	30	Sauter Emco HT-665	A,B B	DIN 5480	WT-25	6	55	68	67	32	1:1	D01001	...000004
410125017-30	30	Sauter	A	DIN 5482	WT-25	6	55	68	67	32	1:1	D01001	...000004
410132012-40	40	Baruffaldi	A B	TBMA 200 TBMR 200	WT-32	9	66	68	60	63	1:1	D01007	...000003
410132013-40	40	Diplomatic	A	DIN 1809	WT-32	9	66	68	60	63	1:1	D01007	...000003
410132083-40	40	Emag <sup>1)</sup>	B	DIN 1809	WT-32	9	66	78	70	63	1:1	D01013	...000003
410132108-40	40	Haas (L=104.85)	A	1-step	WT-32	9	66	68	60	63	1:1	D01007	...000003
410132096-40	40	Haas (L=117.55)	A	1-step	WT-32	9	66	68	60	63	1:1	D01007	...000003
410132103-40	40	Haas (L=130.25)	A	1-step	WT-32	9	66	68	60	63	1:1	D01007	...000003
410132099-40	40	Index G250	B	1-step	WT-32	9	66	68	60	63	1:1	D01007	...000003
410132089-40	40	Index G400	B	1-step	WT-32	9	66	68	60	63	1:1	D01007	...000003
410132016-40	40	Index V300	B	1-step	WT-32	9	66	68	60	63	1:1	D01007	...000003
410132014-40	40*	Mazak QTN-100MS	B	DIN 1809	WT-32	9	66	68	60	63	1:1	D01007	...000003
410132001-40	40*	Mazak QTN-200MS	B	DIN 1809	WT-32	9	66	68	60	63	1:1	D01007	...000003
410132015-40	40	Okuma LB 300-M Okuma LT 300-M Okuma LVT 300-M	A B A	1-step	WT-32	9	66	68	60	63	1:1	D01007	...000003
410132018-40	40	Okuma LVT 400-M	A	1-step	WT-32	9	66	68	60	63	1:1	D01007	...000003
410132019-40	40	Sauter Emco HT-690	A,B B	DIN 5480	WT-32	9	66	68	60	63	1:1	D01007	...000003
410132020-40	40	Sauter	A	DIN 5482	WT-32	9	66	68	60	63	1:1	D01007	...000003

\*no VDI standard

1) max. coolant pressure = 1160 PSI (80 bar)


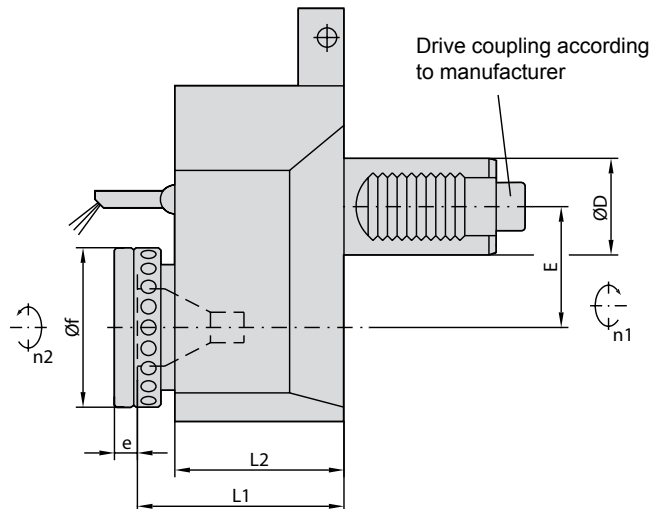
## Straight offset drill/milling unit with WT System

Please select suitable turret specification from the Machine Type listing!

Typ A: Face mounted


Typ B: O. D. mounted

Ratio = 1:1



### 4101... (EC) with external coolant supply

Order wrenches separately!

Item No.	Turret specification				Clamping System			Dimensions / Data					 00676...
	$\varnothing D$	Turret manufacturer	Type	Drive coupling	Size	$e$	$\varnothing f$	L1	L2	E	M Nm	Ratio n1:n2	
410125022-30	30	Baruffaldi	A	TBMA 160	WT-25	6	55	86	70	50	32	1:1	...000000
410125023-30	30	Diplomatic	A	DIN 1809	WT-25	6	55	86	70	50	32	1:1	...000000
410125025-30	30	Emco HT-665	B	DIN 5480	WT-25	6	55	86	70	50	32	1:1	...000000
410125061-30	30	Sauter	A	DIN 5480	WT-25	6	55	86	70	50	32	1:1	...000000
410125030-30	30	Sauter	B	DIN 5480	WT-25	6	55	86	70	50	32	1:1	...000000
410125029-30	30	Sauter	A	DIN 5482	WT-25	6	55	86	70	50	32	1:1	...000000
410132021-40	40	Baruffaldi	A	TBMA 200	WT-32	9	66	86	70	50	63	1:1	...000005
410132022-40	40	Diplomatic	A	DIN 1809	WT-32	9	66	86	70	50	63	1:1	...000005
410132024-40	40*	Mazak MP-6100	B	DIN 1809	WT-32	9	66	86	70	50	63	1:1	...000005
410132025-40	40*	Mazak MP-6200	B	DIN 1809	WT-32	9	66	86	70	50	63	1:1	...000005
410125010-40	40*	Mazak QTN-100M Mazak QTN-100MS	B	DIN 1809	WT-25	6	55	86	70	50	32	1:1	...000000
410132026-40	40*	Mazak QTN-200M Mazak QTN-200MS	B	DIN 1809	WT-32	9	66	86	70	50	63	1:1	...000005
410132076-40	40	Sauter	A	DIN 5480	WT-32	9	66	86	70	50	63	1:1	...000005
410132029-40	40	Sauter	B	DIN 5480	WT-32	9	66	86	70	50	63	1:1	...000005
410132030-40	40	Sauter	A	DIN 5482	WT-32	9	66	86	70	50	63	1:1	...000005

\*no VDI standard

## Straight offset drill/milling unit with WT System - HIGH PRESSURE -


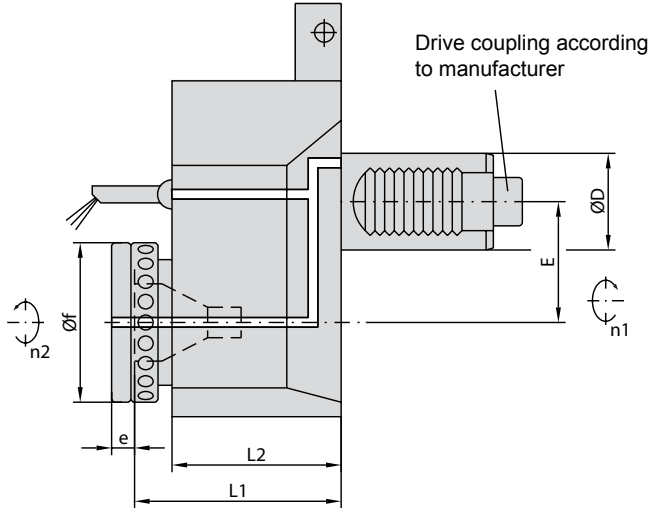
Please select suitable turret specification from the Machine Type listing!

Typ A: Face mounted

Typ B: O. D. mounted

Ratio = 1:1

Max. coolant pressure = 1160 PSI (80 bar)



### 4101... (IC - HP) with internal + external coolant supply

Order wrenches separately!

Item No.	Turret specification				Clamping System				Dimensions / Data					Coolant Pressure diagram	00676...
	$\varnothing D$	Turret manufacturer	Type	Drive coupling	Size		$e$	$\varnothing f$	L1	L2	E	M Nm	Ratio n1:n2		
410125032-30	30	Baruffaldi	A	TBMA 160	WT-25		6	55	86	70	50	32	1:1	D01013	...000000
410125033-30	30	Diplomatic	A	DIN 1809	WT-25		6	55	86	70	50	32	1:1	D01013	...000000
410125035-30	30	Emco HT-665	B	DIN 5480	WT-25		6	55	86	70	50	32	1:1	D01013	...000000
410125036-30	30	Index G300	B	1-step	WT-25		6	55	86	70	50	32	1:1	D01013	...000000
410125038-30	30	Okuma LT 200-M	B	1-step	WT-25		6	55	86	70	50	32	1:1	D01013	...000000
410125062-30	30	Sauter	A	DIN 5480	WT-25		6	55	86	70	50	32	1:1	D01013	...000000
410125019-30	30	Sauter	B	DIN 5480	WT-25		6	55	86	70	50	32	1:1	D01013	...000000
410125039-30	30	Sauter	A	DIN 5482	WT-25		6	55	86	70	50	32	1:1	D01013	...000000
410132031-40	40	Baruffaldi	A	TBMA 200	WT-32		9	66	86	70	50	63	1:1	D01013	...000005
410132032-40	40	Diplomatic	A	DIN 1809	WT-32		9	66	86	70	50	63	1:1	D01013	...000005
410132069-40	40	Emco HT-690	B	DIN 5480	WT-32		9	66	86	70	50	63	1:1	D01013	...000005
410132106-40	40	Index G250	B	1-step	WT-32		9	66	86	70	50	63	1:1	D01013	...000005
410132090-40	40	Index G400	B	1-step	WT-32		9	66	86	70	50	63	1:1	D01013	...000005
410125056-40	40	Index V300	B	1-step	WT-25		6	55	85	61	35	20	1:1	D01013	...000000
410132062-40	40*	Mazak MP-6100	B	DIN 1809	WT-32		9	66	86	70	50	63	1:1	D01013	...000005
410132063-40	40*	Mazak MP-6200	B	DIN 1809	WT-32		9	66	86	70	50	63	1:1	D01013	...000005
410125008-40	40*	Mazak QTN-100M Mazak QTN-100MS	B	DIN 1809	WT-25		6	55	86	70	50	32	1:1	D01013	...000000
410132034-40	40*	Mazak QTN-200M Mazak QTN-200MS	B	DIN 1809	WT-32		9	66	86	70	50	63	1:1	D01013	...000005
410132036-40	40	Okuma LB 300-M	A	1-step	WT-32		9	66	86	70	50	63	1:1	D01013	...000005
410132035-40	40	Okuma LT 300-M	B	1-step	WT-32		9	66	87	71	50	63	1:1	D01013	...000005
410132084-40	40	Okuma LVT 300-M	A	1-step	WT-32		9	66	86	70	50	63	1:1	D01013	...000005
410132085-40	40	Okuma LVT 400-M	A	1-step	WT-32		9	66	86	70	50	63	1:1	D01013	...000005
410132077-40	40	Sauter	A	DIN 5480	WT-32		9	66	86	70	50	63	1:1	D01013	...000005
410132039-40	40	Sauter	B	DIN 5480	WT-32		9	66	86	70	50	63	1:1	D01013	...000005
410132040-40	40	Sauter	A	DIN 5482	WT-32		9	66	86	70	50	63	1:1	D01013	...000005

\*no VDI standard


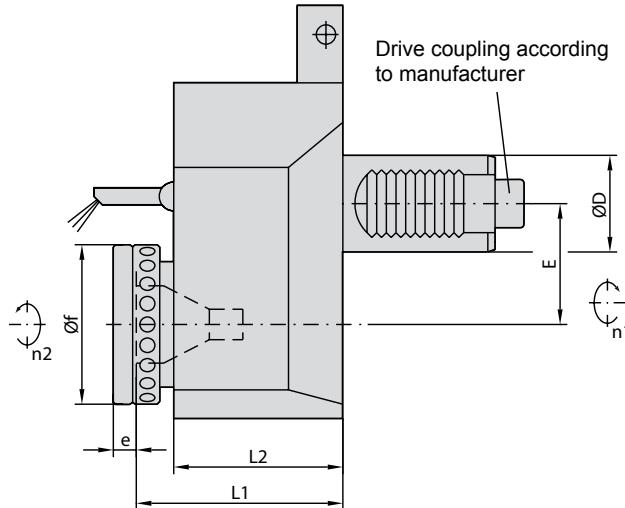
## Straight offset drill/milling unit with WT System - Torque increaser -

Please select suitable turret specification from the Machine Type listing!

Typ A: Face mounted

Typ B: O. D. mounted

**Ratio = 2:1 (speed reduction)**



### 4101... (EC) with external coolant supply

Order wrenches separately!

Item No.	Turret specification				Clamping System			Dimensions / Data					00676...
	ØD	Turret manufacturer	Type	Drive coupling	Size	e	Øf	L1	L2	E	M Nm	Ratio n1:n2	
410125040-30	30	Baruffaldi	A	TBMA 160	WT-25	6	55	86	70	50	63	2:1	...000000
410125041-30	30	Duplomatic	A	DIN 1809	WT-25	6	55	86	70	50	63	2:1	...000000
410125043-30	30	Emco HT-665	B	DIN 5480	WT-25	6	55	86	70	50	63	2:1	...000000
410125044-30	30	Index G300	B	1-step	WT-25	6	55	86	70	50	63	2:1	...000000
410125046-30	30	Okuma LT 200-M	B	1-step	WT-25	6	55	86	70	50	63	2:1	...000000
410125063-30	30	Sauter	A	DIN 5480	WT-25	6	55	86	70	50	63	2:1	...000000
410125048-30	30	Sauter	B	DIN 5480	WT-25	6	55	86	70	50	63	2:1	...000000
410125047-30	30	Sauter	A	DIN 5482	WT-25	6	55	86	70	50	63	2:1	...000000
410132041-40	40	Baruffaldi	A	TBMA 200	WT-32	9	66	86	70	50	100	2:1	...000005
410132042-40	40	Duplomatic	A	DIN 1809	WT-32	9	66	86	70	50	100	2:1	...000005
410132086-40	40	Emag	B	DIN 1809	WT-32	9	66	86	70	50	100	2:1	...000005
410132070-40	40	Emco HT-690	B	DIN 5480	WT-32	9	66	86	70	50	100	2:1	...000005
410132109-40	40	Index G250	B	1-step	WT-32	9	66	86	70	50	100	2:1	...000005
410132091-40	40	Index G400	B	1-step	WT-32	9	66	86	70	50	100	2:1	...000005
410125054-40	40	Index V300	B	1-step	WT-25	6	55	85	61	35	40	2:1	...000000
410132066-40	40*	Mazak MP-6100	B	DIN 1809	WT-32	9	66	86	70	50	100	2:1	...000005
410132067-40	40*	Mazak MP-6200	B	DIN 1809	WT-32	9	66	86	70	50	100	2:1	...000005
410125007-40	40*	Mazak QTN-100M Mazak QTN-100MS	B	DIN 1809	WT-25	6	55	86	70	50	63	2:1	...000000
410132044-40	40*	Mazak QTN-200M Mazak QTN-200MS	B	DIN 1809	WT-32	9	66	86	70	50	100	2:1	...000005
410132046-40	40	Okuma LB 300-M	A	1-step	WT-32	9	66	86	70	50	100	2:1	...000005
410132045-40	40	Okuma LT 300-M	B	1-step	WT-32	9	66	87	71	50	100	2:1	...000005
410132078-40	40	Sauter	A	DIN 5480	WT-32	9	66	86	70	50	100	2:1	...000005
410132049-40	40	Sauter	B	DIN 5480	WT-32	9	66	86	70	50	100	2:1	...000005
410132050-40	40	Sauter	A	DIN 5482	WT-32	9	66	86	70	50	100	2:1	...000005

\*no VDI standard

## Straight offset drill/milling unit with WT System - Torque increaser - HIGH PRESSURE


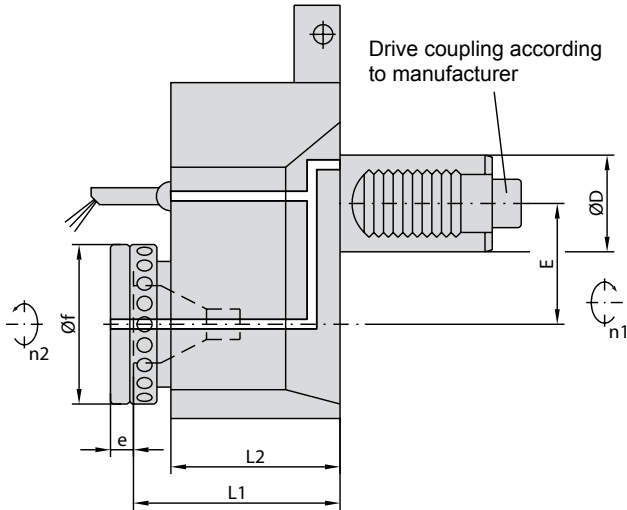
Please select suitable turret specification from the Machine Type listing!

Typ A: Face mounted

Typ B: O. D. mounted


**Ratio = 2:1 (speed reduction)**

**Max. coolant pressure = 1160 PSI (80 bar)**



### 4101... (IC - HP) with internal + external coolant supply

Order wrenches separately!

Item No.	Turret specification				Clamping System				Dimensions / Data					Coolant Pressure diagram	 00676...
	$\varnothing D$	Turret manufacturer	Type	Drive coupling	Size		$e$	$\varnothing f$	L1	L2	E	M Nm	Ratio $n_1:n_2$		
410125050-30	30	Baruffaldi	A	TBMA 160	WT-25		6	55	86	70	50	63	2:1	D01013	...000000
410125051-30	30	Diplomatic	A	DIN 1809	WT-25		6	55	86	70	50	63	2:1	D01013	...000000
410125053-30	30	Emco HT-665	B	DIN 5480	WT-25		6	55	86	70	50	63	2:1	D01013	...000000
410125054-30	30	Index G300	B	1-step	WT-25		6	55	86	70	50	63	2:1	D01013	...000000
410125056-30	30	Okuma LT 200-M	B	1-step	WT-25		6	55	86	70	50	63	2:1	D01013	...000000
410125064-30	30	Sauter	A	DIN 5480	WT-25		6	55	86	70	50	63	2:1	D01013	...000000
410125058-30	30	Sauter	B	DIN 5480	WT-25		6	55	86	70	50	63	2:1	D01013	...000000
410125057-30	30	Sauter	A	DIN 5482	WT-25		6	55	86	70	50	63	2:1	D01013	...000000
410132051-40	40	Baruffaldi	A	TBMA 200	WT-32		9	66	86	70	50	100	2:1	D01013	...000005
410132052-40	40	Diplomatic	A	DIN 1809	WT-32		9	66	86	70	50	100	2:1	D01013	...000005
410132087-40	40	Emag	B	DIN 1809	WT-32		9	66	86	70	50	100	2:1	D01013	...000005
410132071-40	40	Emco HT-690	B	DIN 5480	WT-32		9	66	86	70	50	100	2:1	D01013	...000005
410132110-40	40	Index G250	B	1-step	WT-32		9	66	86	70	50	100	2:1	D01013	...000005
410132092-40	40	Index G400	B	1-step	WT-32		9	66	86	70	50	100	2:1	D01013	...000005
410125055-40	40	Index V300	B	1-step	WT-25		6	55	85	61	35	40	2:1	D01013	...000000
410132064-40	40*	Mazak MP-6100	B	DIN 1809	WT-32		9	66	86	70	50	100	2:1	D01013	...000005
410132065-40	40*	Mazak MP-6200	B	DIN 1809	WT-32		9	66	86	70	50	100	2:1	D01013	...000005
410125009-40	40*	Mazak QTN-100M Mazak QTN-100MS	B	DIN 1809	WT-25		6	55	86	70	50	63	2:1	D01013	...000000
410132054-40	40*	Mazak QTN-200M Mazak QTN-200MS	B	DIN 1809	WT-32		9	66	86	70	50	100	2:1	D01013	...000005
410132056-40	40	Okuma LB 300-M	A	1-step	WT-32		9	66	86	70	50	100	2:1	D01013	...000005
410132055-40	40	Okuma LT 300-M	B	1-step	WT-32		9	66	87	71	50	100	2:1	D01013	...000005
410132079-40	40	Sauter	A	DIN 5480	WT-32		9	66	86	70	50	100	2:1	D01013	...000005
410132059-40	40	Sauter	B	DIN 5480	WT-32		9	66	86	70	50	100	2:1	D01013	...000005
410132060-40	40	Sauter	A	DIN 5482	WT-32		9	66	86	70	50	100	2:1	D01013	...000005

\*no VDI standard


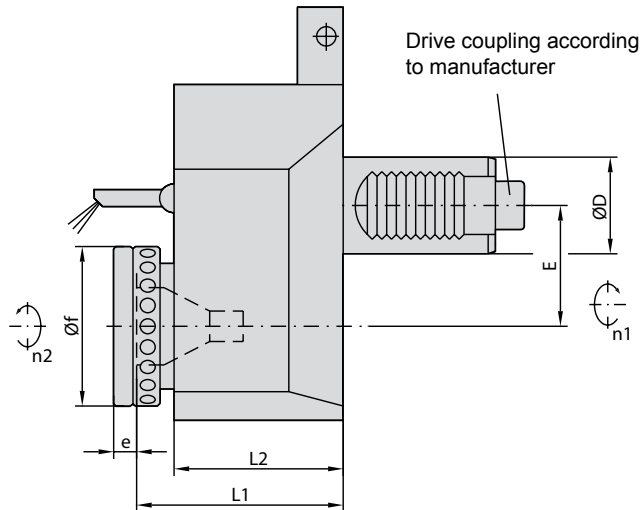
## Straight offset drill/milling unit with WT System - Speed increaser -

Please select suitable turret specification from the Machine Type listing!

Typ A: Face mounted

Typ B: O. D. mounted

**Ratio = 1:2 (speed increase)**



### 4101... (EC) with external coolant supply

Order wrenches separately!

Item No.	Turret specification				Clamping System			Dimensions / Data					Wrench 00676...
	ØD	Turret manufacturer	Type	Drive coupling	Size	e	Øf	L1	L2	E	M Nm	Ratio n1:n2	
410116023-25	25	Index G200	B	1-step	WT-16	5	32	62	50	35	16	1:2	...000008
410116024-25	25	Sauter	B	DIN 5480	WT-16	5	32	80	63	35	16	1:2	...000004
410125068-30	30	Baruffaldi	A	TBMA 160	WT-25	6	55	86	70	50	25	1:2	...000000
410125069-30	30	Duplomatic	A	DIN 1809	WT-25	6	55	86	70	50	25	1:2	...000000
410125070-30	30	Emco HT-665	B	DIN 5480	WT-25	6	55	86	70	50	25	1:2	...000000
410125071-30	30	Index G300	B	1-step	WT-25	6	55	86	70	50	25	1:2	...000000
410116101-30	30	Okuma LT 200-M	B	1-step	WT-16	5	32	80	63	35	16	1:2	...000004
410125073-30	30	Sauter	A	DIN 5480	WT-25	6	55	86	70	50	25	1:2	...000000
410125074-30	30	Sauter	B	DIN 5480	WT-25	6	55	86	70	50	25	1:2	...000000
410125075-30	30	Sauter	A	DIN 5482	WT-25	6	55	86	70	50	25	1:2	...000000
410125013-40	40	Baruffaldi	A	TBMA 200	WT-25	6	55	86	70	50	40	1:2	...000000
410125014-40	40	Duplomatic	A	DIN 1809	WT-25	6	55	86	70	50	40	1:2	...000000
410125016-40	40	Emag	B	DIN 1809	WT-25	6	55	86	70	50	40	1:2	...000000
410125017-40	40	Emco HT-690	B	DIN 5480	WT-25	6	55	86	70	50	40	1:2	...000000
410125059-40	40	Index G250	B	1-step	WT-25	6	55	86	70	50	40	1:2	...000000
410125050-40	40	Index G400	B	1-step	WT-25	6	55	86	70	50	40	1:2	...000000
410125015-40	40	Index V300	B	1-step	WT-25	6	55	83	63	35	10	1:2	...000000
410125018-40	40*	Mazak MP-6100	B	DIN 1809	WT-25	6	55	86	70	50	40	1:2	...000000
410125019-40	40*	Mazak MP-6200	B	DIN 1809	WT-25	6	55	86	70	50	40	1:2	...000000
410125020-40	40*	Mazak QTN-100M Mazak QTN-100MS	B	DIN 1809	WT-25	6	55	86	70	50	40	1:2	...000000
410125021-40	40*	Mazak QTN-200M Mazak QTN-200MS	B	DIN 1809	WT-25	6	55	86	70	50	40	1:2	...000000
410125024-40	40	Okuma LB 300-M	A	1-step	WT-25	6	55	86	70	50	40	1:2	...000000
410125023-40	40	Okuma LT 300-M	B	1-step	WT-25	6	55	87	71	50	40	1:2	...000000
410125025-40	40	Okuma LVT 300-M	A	1-step	WT-25	6	55	86	70	50	40	1:2	...000000
410125028-40	40	Okuma LVT 400-M	A	1-step	WT-25	6	55	86	70	50	40	1:2	...000000
410125029-40	40	Sauter	A	DIN 5480	WT-25	6	55	86	70	50	40	1:2	...000000
410125012-40	40	Sauter	B	DIN 5480	WT-25	6	55	86	70	50	40	1:2	...000000
410125030-40	40	Sauter	A	DIN 5482	WT-25	6	55	86	70	50	40	1:2	...000000

\*no VDI standard

## Straight offset drill/milling unit with WT System - Speed increaser - HIGH PRESSURE


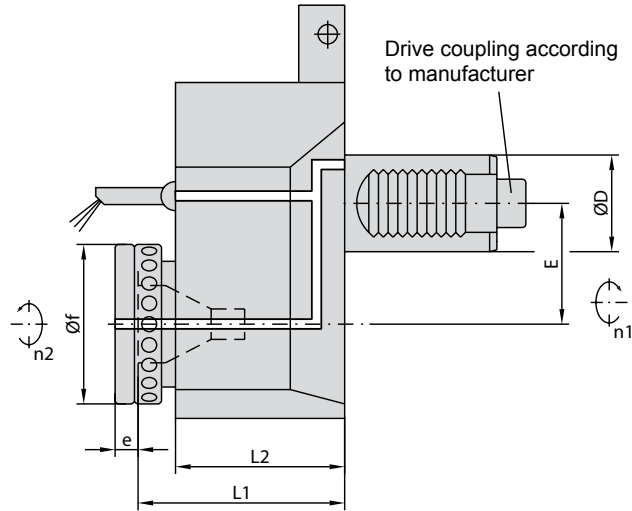
Please select suitable turret specification from the Machine Type listing!

Typ A: Face mounted

Typ B: O. D. mounted

Ratio = 1:2 (speed increase)

Max. coolant pressure = 1160 PSI (80 bar)



### 4101... (IC - HP) with internal + external coolant supply

Order wrenches separately!

Item No.	Turret specification				Clamping System				Dimensions / Data				Coolant Pressure diagram	Wrenches 00676...
	ØD	Turret manufacturer	Type	Drive coupling	Size	e	Øf	L1	L2	E	M Nm	Ratio n1:n2		
410125076-30	30	Baruffaldi	A	TBMA 160	WT-25	6	55	86	70	50	25	1:2	D01013	...000000
410125077-30	30	Duplomatic	A	DIN 1809	WT-25	6	55	86	70	50	25	1:2	D01013	...000000
410125065-30	30	Emco HT-665	B	DIN 5480	WT-25	6	55	86	70	50	25	1:2	D01013	...000000
410125078-30	30	Index G300	B	1-step	WT-25	6	55	86	70	50	25	1:2	D01013	...000000
410125080-30	30	Sauter	A	DIN 5480	WT-25	6	55	86	70	50	25	1:2	D01013	...000000
410125081-30	30	Sauter	B	DIN 5480	WT-25	6	55	86	70	50	25	1:2	D01013	...000000
410125082-30	30	Sauter	A	DIN 5482	WT-25	6	55	86	70	50	25	1:2	D01013	...000000
410125031-40	40	Baruffaldi	A	TBMA 200	WT-25	6	55	86	70	50	40	1:2	D01013	...000000
410125032-40	40	Duplomatic	A	DIN 1809	WT-25	6	55	86	70	50	40	1:2	D01013	...000000
410125034-40	40	Emag	B	DIN 1809	WT-25	6	55	86	70	50	40	1:2	D01013	...000000
410125035-40	40	Emco HT-690	B	DIN 5480	WT-25	6	55	86	70	50	40	1:2	D01013	...000000
410125060-40	40	Index G250	B	1-step	WT-25	6	55	86	70	50	40	1:2	D01013	...000000
410125051-40	40	Index G400	B	1-step	WT-25	6	55	86	70	50	40	1:2	D01013	...000000
410125036-40	40*	Mazak MP-6100	B	DIN 1809	WT-25	6	55	86	70	50	40	1:2	D01013	...000000
410125037-40	40*	Mazak MP-6200	B	DIN 1809	WT-25	6	55	86	70	50	40	1:2	D01013	...000000
410125038-40	40*	Mazak QTN-100M Mazak QTN-100MS	B	DIN 1809	WT-25	6	55	86	70	50	40	1:2	D01013	...000000
410125039-40	40*	Mazak QTN-200M Mazak QTN-200MS	B	DIN 1809	WT-25	6	55	86	70	50	40	1:2	D01013	...000000
410125042-40	40	Okuma LB 300-M	A	1-step	WT-25	6	55	86	70	50	40	1:2	D01013	...000000
410125041-40	40	Okuma LT 300-M	B	1-step	WT-25	6	55	87	71	50	40	1:2	D01013	...000000
410125043-40	40	Okuma LVT 300-M	A	1-step	WT-25	6	55	86	70	50	40	1:2	D01013	...000000
410125046-40	40	Okuma LVT 400-M	A	1-step	WT-25	6	55	86	70	50	40	1:2	D01013	...000000
410125047-40	40	Sauter	A	DIN 5480	WT-25	6	55	86	70	50	40	1:2	D01013	...000000
410125048-40	40	Sauter	B	DIN 5480	WT-25	6	55	86	70	50	40	1:2	D01013	...000000
410125049-40	40	Sauter	A	DIN 5482	WT-25	6	55	86	70	50	40	1:2	D01013	...000000

\*no VDI standard

## Right angle drill/milling unit with WT System

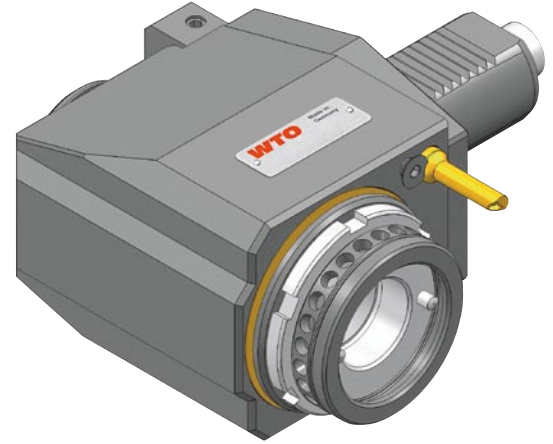
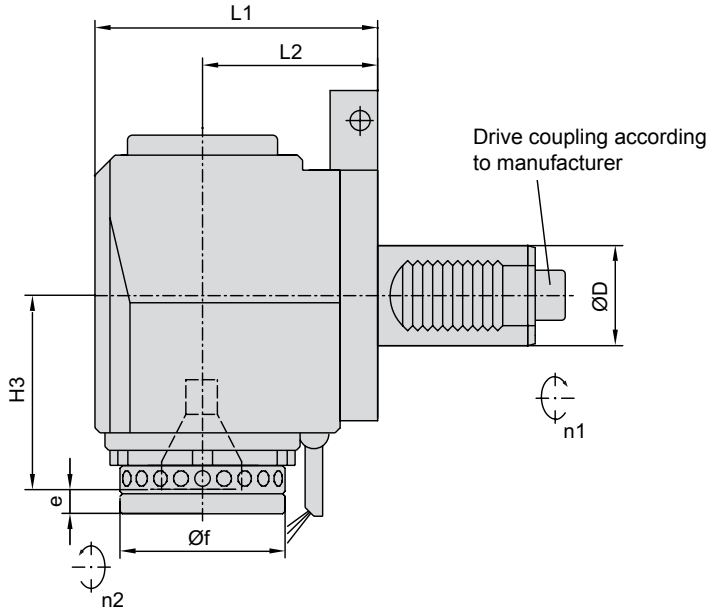
Please select suitable turret specification from the Machine Type listing!

Typ A: Face mounted

Typ B: O. D. mounted

Ratio = 1:1

180° reversible head



### 4105... (EC) with external coolant supply

Order wrenches separately!

Item No.	Turret specification				Clamping System			Dimensions / Data					 00676...
	ØD	Turret manufacturer	Type	Drive coupling	Size	e	Øf	L1	L2	H3	M Nm	Ratio n1:n2	
410525052-25	25	Index G200 <sup>2)</sup>	B	1-step	WT-25	6	55	104	70	63	20	1:1	...000000
410525004-25	25	Sauter	B	DIN 5480	WT-25	6	55	109	75	63	20	1:1	...000000
410525011-25	25	Traub TNC 42	B	bevel gear	WT-25	6	55	99	65	63	20	1:1	...000000
410525024-30	30	Baruffaldi	B	TBMR 160	WT-25	6	55	144	110	63	32	1:1	...000000
410525026-30	30	Emco HT-665	B	DIN 5480	WT-25	6	55	134	100	63	32	1:1	...000000
410525134-30	30	Index G300 <sup>2)</sup>	B	1-step	WT-25	6	55	124	90	63	32	1:1	...000000
410525085-30	30	Okuma LT 200-M <sup>1)</sup>	B	1-step	WT-25	6	55	124	90	67	32	1:1	...000000
410525002-30	30	Sauter (L2=85)	B	DIN 5480	WT-25	6	55	119	85	63	32	1:1	...000000
410525000-30	30	Sauter (L2=100)	B	DIN 5480	WT-25	6	55	134	100	63	32	1:1	...000000
410525067-30	30	Traub TNC 65	B	bevel gear	WT-25	6	55	109	75	63	32	1:1	...000000
410532014-40	40	Baruffaldi <sup>1)</sup>	B	TBMR 200	WT-32	9	66	143	100	76	63	1:1	...000001
410532069-40	40	Emco HT-690 <sup>1)</sup>	B	DIN 5480	WT-32	9	66	143	100	76	63	1:1	...000001
410532141-40	40	Index G250 <sup>2)</sup>	B	1-step	WT-32	9	66	127	90	77	63	1:1	...000001
410532098-40	40	Index G400 <sup>2)</sup>	B	1-step	WT-32	9	66	147	110	77	63	1:1	...000001
410532154-40	40	Index V300 <sup>2)</sup>	B	1-step	WT-32	9	66	127	90	77	63	1:1	...000001
410532064-40	40*	Mazak MP-6100	B	DIN 1809	WT-32	9	66	152	115	77	63	1:1	...000001
410532065-40	40*	Mazak MP-6200	B	DIN 1809	WT-32	9	66	167	130	77	63	1:1	...000001
410532016-40	40*	Mazak QTN-100M Mazak QTN-100MS	B	DIN 1809	WT-32	9	66	137	100	77	63	1:1	...000001
410532017-40	40*	Mazak QTN-200M Mazak QTN-200MS	B	DIN 1809	WT-32	9	66	167	130	77	63	1:1	...000001
410532018-40	40	Okuma LT 300-M <sup>1)</sup>	B	1-step	WT-32	9	66	133	90	76	63	1:1	...000001
410532090-40	40	Okuma LVT300-M <sup>1)</sup>	A	1-step	WT-32	9	66	113	70	76	63	1:1	...000001
410532092-40	40	Okuma LVT400-M <sup>1)</sup>	A	1-step	WT-32	9	66	113	70	76	63	1:1	...000001
410532022-40	40	Sauter (L2=100) <sup>1)</sup>	B	DIN 5480	WT-32	9	66	143	100	76	63	1:1	...000001
410532079-40	40	Sauter (L2=120)	B	DIN 5480	WT-32	9	66	157	120	77	63	1:1	...000001

\*no VDI standard

1) direction of rotation: n1 = n2

2) doubleVDI serration



## Right angle drill/milling unit with WT System - HIGH PRESSURE -

Please select suitable turret specification from the Machine Type listing!

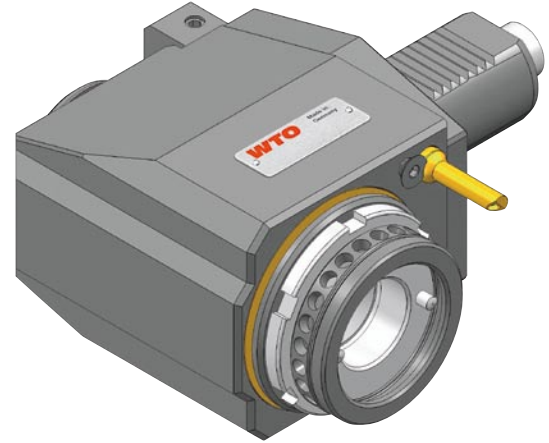
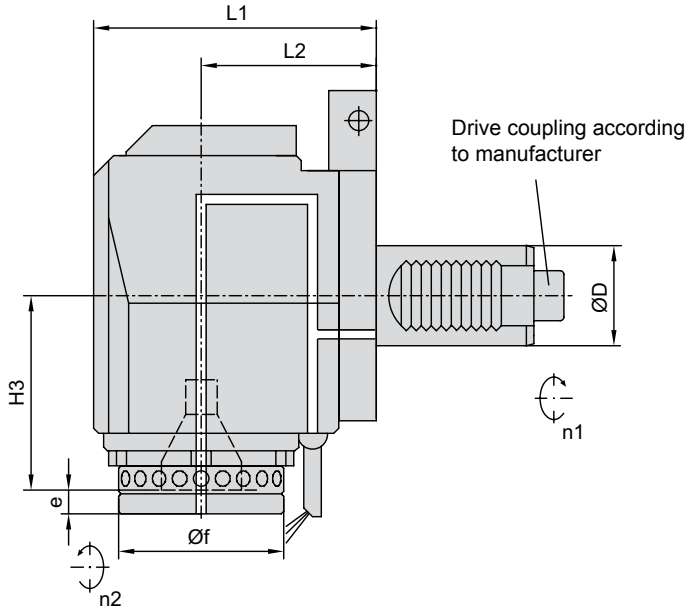
Typ A: Face mounted

Typ B: O. D. mounted

Ratio = 1:1

180° reversible head

Max. coolant pressure = 1160 PSI (80 bar)



### 4105... (IC - HP) with internal + external coolant supply

Order wrenches separately!

Item No.	Turret specification				Clamping System				Dimensions / Data					Coolant Pressure diagram	Wrench
	ØD	Turret manufacturer	Type	Drive coupling	Size	e	Øf	L1	L2	H3	M Nm	Ratio n1:n2			
410525053-25	25	Index G200 <sup>2)</sup>	B	1-step	WT-25	6	55	104	70	63	20	1:1	D01013	...000000	
410525005-25	25	Sauter	B	DIN 5480	WT-25	6	55	109	75	63	20	1:1	D01013	...000000	
410525014-25	25	Traub TNC 42	B	bevel gear	WT-25	6	55	99	65	63	20	1:1	D01013	...000000	
410525030-30	30	Baruffaldi	B	TBMR 160	WT-25	6	55	144	110	63	32	1:1	D01013	...000000	
410525032-30	30	Emco HT-665	B	DIN 5480	WT-25	6	55	134	100	63	32	1:1	D01013	...000000	
410525135-30	30	Index G300 <sup>2)</sup>	B	1-step	WT-25	6	55	124	90	63	32	1:1	D01013	...000000	
410525035-30	30	Okuma LT 200-M <sup>1)</sup>	B	1-step	WT-25	6	55	124	90	67	32	1:1	D01013	...000000	
410525005-30	30	Sauter (L2=85)	B	DIN 5480	WT-25	6	55	119	85	63	32	1:1	D01013	...000000	
410525004-30	30	Sauter (L2=100)	B	DIN 5480	WT-25	6	55	134	100	63	32	1:1	D01013	...000000	
410532024-40	40	Baruffaldi <sup>1)</sup>	B	TBMR 200	WT-32	9	66	143	100	76	63	1:1	D01013	...000001	
410532071-40	40	Emco HT-690 <sup>1)</sup>	B	DIN 5480	WT-32	9	66	143	100	76	63	1:1	D01013	...000001	
410532142-40	40	Index G250 <sup>2)</sup>	B	1-step	WT-32	9	66	127	90	77	63	1:1	D01013	...000001	
410532100-40	40	Index G400 <sup>2)</sup>	B	1-step	WT-32	9	66	147	110	77	63	1:1	D01013	...000001	
410532155-40	40	Index V300 <sup>2)</sup>	B	1-step	WT-32	9	66	127	90	77	63	1:1	D01013	...000001	
410532066-40	40*	Mazak MP-6100	B	DIN 1809	WT-32	9	66	152	115	77	63	1:1	D01013	...000001	
410532067-40	40*	Mazak MP-6200	B	DIN 1809	WT-32	9	66	167	130	77	63	1:1	D01013	...000001	
410532026-40	40*	Mazak QTN-100M Mazak QTN-100MS	B	DIN 1809	WT-32	9	66	137	100	77	63	1:1	D01013	...000001	
410532027-40	40*	Mazak QTN-200M Mazak QTN-200MS	B	DIN 1809	WT-32	9	66	167	130	77	63	1:1	D01013	...000001	
410532028-40	40	Okuma LT 300-M <sup>1)</sup>	B	1-step	WT-32	9	66	133	90	76	63	1:1	D01013	...000001	
410532091-40	40	Okuma LVT300-M <sup>1)</sup>	A	1-step	WT-32	9	66	113	70	76	63	1:1	D01013	...000001	
410532093-40	40	Okuma LVT400-M <sup>1)</sup>	A	1-step	WT-32	9	66	113	70	76	63	1:1	D01013	...000001	
410532032-40	40	Sauter (L2=100) <sup>1)</sup>	B	DIN 5480	WT-32	9	66	143	100	76	63	1:1	D01013	...000001	
410532080-40	40	Sauter (L2=120)	B	DIN 5480	WT-32	9	66	157	120	77	63	1:1	D01013	...000001	

\*no VDI standard

1) direction of rotation: n1 = n2

2) double VDI serration

## Right angle drill/milling unit with WT System - Torque increaser -

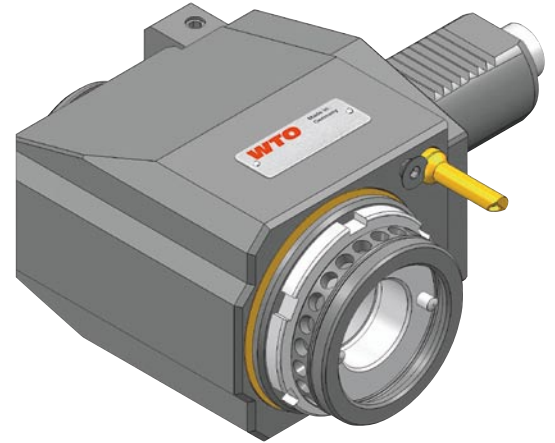
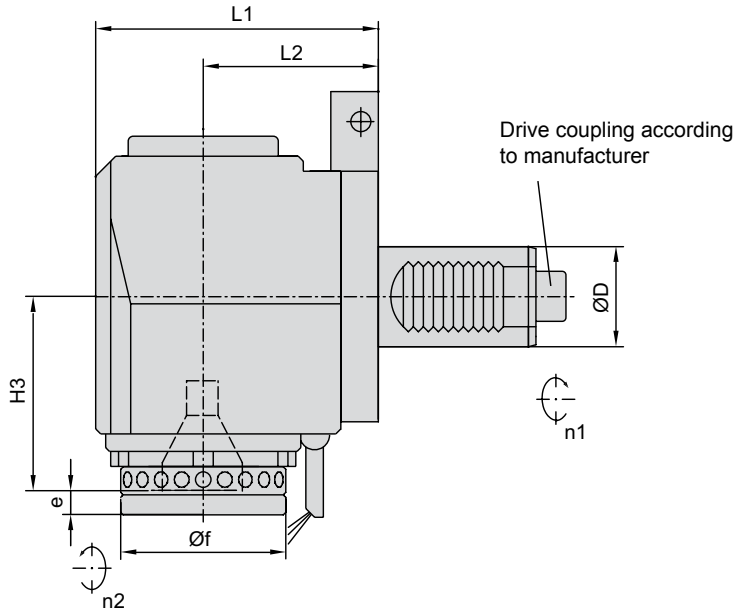
Please select suitable turret specification from the Machine Type listing!

Typ A: Face mounted

Typ B: O. D. mounted

Ratio = 2:1 (speed reduction)

180° reversible head



### 4105... (EC) with external coolant supply

Order wrenches separately!

Item No.	Turret specification				Clamping System				Dimensions / Data					Wrench 00676...
	ØD	Turret manufacturer	Type	Drive coupling	Size	e	Øf	L1	L2	H3	M Nm	Ratio n1:n2		
410525054-25	25	Index G200 <sup>2)</sup>	B	1-step	WT-25	6	55	104	70	63	40	2:1	...000000	
410525016-25	25	Sauter	B	DIN 5480	WT-25	6	55	109	75	63	40	2:1	...000000	
410525017-25	25	Traub TNC 42	B	bevel gear	WT-25	6	55	99	65	63	40	2:1	...000000	
410525038-30	30	Baruffaldi	B	TBMR 160	WT-25	6	55	144	110	63	50	2:1	...000000	
410525039-30	30	Emco HT-665	B	DIN 5480	WT-25	6	55	134	100	63	50	2:1	...000000	
410525042-30	30	Index G300	B	1-step	WT-25	6	55	124	90	63	50	2:1	...000000	
410525043-30	30	Okuma LT 200-M <sup>1)</sup>	B	1-step	WT-25	6	55	124	90	67	50	2:1	...000000	
410525044-30	30	Sauter (L2=85)	B	DIN 5480	WT-25	6	55	119	85	63	50	2:1	...000000	
410525045-30	30	Sauter (L2=100)	B	DIN 5480	WT-25	6	55	134	100	63	50	2:1	...000000	
410525046-30	30	Traub TNC 65	B	bevel gear	WT-25	6	55	109	75	63	50	2:1	...000000	
410532034-40	40	Baruffaldi <sup>1)</sup>	B	TBMR 200	WT-32	9	66	143	100	76	80	2:1	...000001	
410532073-40	40	Emco HT-690 <sup>1)</sup>	B	DIN 5480	WT-32	9	66	143	100	76	80	2:1	...000001	
410532161-40	40	Index G250 <sup>2)</sup>	B	1-step	WT-32	9	66	128	90	76	70	2:1	...000001	
410532102-40	40	Index G400 <sup>2)</sup>	B	1-step	WT-32	9	66	148	110	76	70	2:1	...000001	
410532103-40	40	Index V300 <sup>2)</sup>	B	1-step	WT-32	9	66	128	90	76	70	2:1	...000001	
410532039-40	40*	Mazak MP-6100	B	DIN 1809	WT-32	9	66	153	115	76	70	2:1	...000001	
410532041-40	40*	Mazak MP-6200	B	DIN 1809	WT-32	9	66	168	130	76	70	2:1	...000001	
410532036-40	40*	Mazak QTN-100M Mazak QTN-100MS	B	DIN 1809	WT-32	9	66	138	100	76	70	2:1	...000001	
410532037-40	40*	Mazak QTN-200M Mazak QTN-200MS	B	DIN 1809	WT-32	9	66	168	130	76	70	2:1	...000001	
410532106-40	40	Okuma LVT300-M <sup>1)</sup>	A	1-step	WT-32	9	66	113	70	76	80	2:1	...000001	
410532042-40	40	Sauter (L2=100) <sup>1)</sup>	B	DIN 5480	WT-32	9	66	143	100	76	80	2:1	...000001	
410532081-40	40	Sauter (L2=120)	B	DIN 5480	WT-32	9	66	158	120	76	70	2:1	...000001	

\*no VDI standard

1) direction of rotation: n1 = n2

2) doubleVDI serration

## Right angle drill/milling unit with WT System - Torque increaser - HIGH PRESSURE

Please select suitable turret specification from the Machine Type listing!

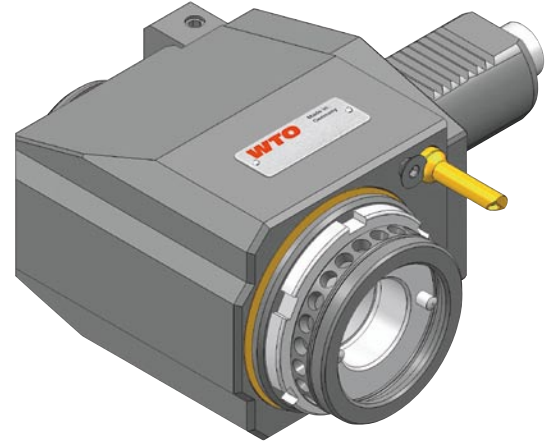
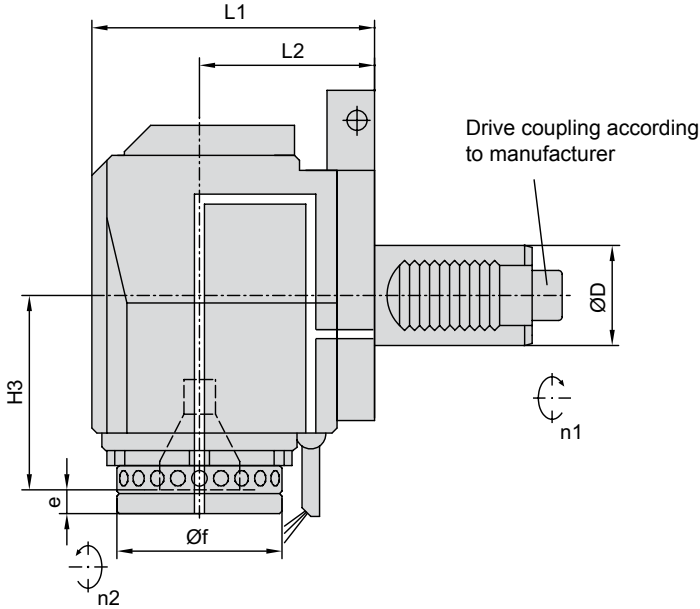
Typ A: Face mounted

Typ B: O. D. mounted

**Ratio = 2:1 (speed reduction)**

**Max. coolant pressure = 1160 PSI (80 bar)**

180° reversible head



### 4105... (IC - HP) with internal + external coolant supply

Order wrenches separately!

Item No.	Turret specification				Clamping System				Dimensions / Data					Coolant I Pressure diagram	 00676...
	ØD	Turret manufacturer	Type	Drive coupling	Size	e	Øf	L1	L2	H3	M Nm	Ratio n1:n2			
410525055-25	25	Index G200 <sup>2)</sup>	B	1-step	WT-25	6	55	104	70	63	40	2:1	D01013	...000000	
410525020-25	25	Sauter	B	DIN 5480	WT-25	6	55	109	75	63	40	2:1	D01013	...000000	
410525040-25	25	Traub TNC 42	B	bevel gaer	WT-25	6	55	99	65	63	40	2:1	D01013	...000000	
410525052-30	30	Baruffaldi	B	TBMR 160	WT-25	6	55	144	110	63	50	2:1	D01013	...000000	
410525047-30	30	Emco HT-665	B	DIN 5480	WT-25	6	55	134	100	63	50	2:1	D01013	...000000	
410525138-30	30	Index G300 <sup>2)</sup>	B	1-step	WT-25	6	55	124	90	63	50	2:1	D01013	...000000	
410525049-30	30	Okuma LT 200-M <sup>1)</sup>	B	1-step	WT-25	6	55	124	90	67	50	2:1	D01013	...000000	
410525050-30	30	Sauter (L2=85)	B	DIN 5480	WT-25	6	55	119	85	63	50	2:1	D01013	...000000	
410525051-30	30	Sauter (L2=100)	B	DIN 5480	WT-25	6	55	134	100	63	50	2:1	D01013	...000000	
410532160-40	40	Baruffaldi <sup>1)</sup>	B	TBMR 200	WT-32	9	66	143	100	76	80	2:1	D01013	...000001	
410532075-40	40	Emco HT-690 <sup>1)</sup>	B	DIN 5480	WT-32	9	66	143	100	76	80	2:1	D01013	...000001	
410532162-40	40	Index G250 <sup>2)</sup>	B	1-step	WT-32	9	66	128	90	76	70	2:1	D01013	...000001	
410532104-40	40	Index G400 <sup>2)</sup>	B	1-step	WT-32	9	66	148	110	76	70	2:1	D01013	...000001	
410532105-40	40	Index V300 <sup>2)</sup>	B	1-step	WT-32	9	66	128	90	76	70	2:1	D01013	...000001	
410532044-40	40*	Mazak MP-6100	B	DIN 1809	WT-32	9	66	153	115	76	70	2:1	D01013	...000001	
410532045-40	40*	Mazak MP-6200	B	DIN 1809	WT-32	9	66	168	130	76	70	2:1	D01013	...000001	
410532046-40	40*	Mazak QTN-100M Mazak QTN-100MS	B	DIN 1809	WT-32	9	66	138	100	76	70	2:1	D01013	...000001	
410532047-40	40*	Mazak QTN-200M Mazak QTN-200MS	B	DIN 1809	WT-32	9	66	168	130	76	70	2:1	D01013	...000001	
410532107-40	40	Okuma LVT300-M <sup>1)</sup>	A	1-step	WT-32	9	66	113	70	76	80	2:1	D01013	...000001	
410532052-40	40	Sauter (L2=100) <sup>1)</sup>	B	DIN 5480	WT-32	9	66	143	100	76	80	2:1	D01013	...000001	
410532082-40	40	Sauter (L2=120)	B	DIN 5480	WT-32	9	66	158	120	76	70	2:1	D01013	...000001	

\*no VDI standard

1) direction of rotation: n1 = n2

2) doubleVDI serration

## Right angle drill/milling unit with WT System - Speed increaser -

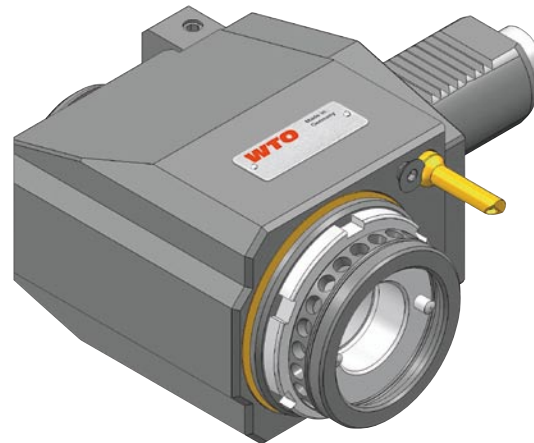
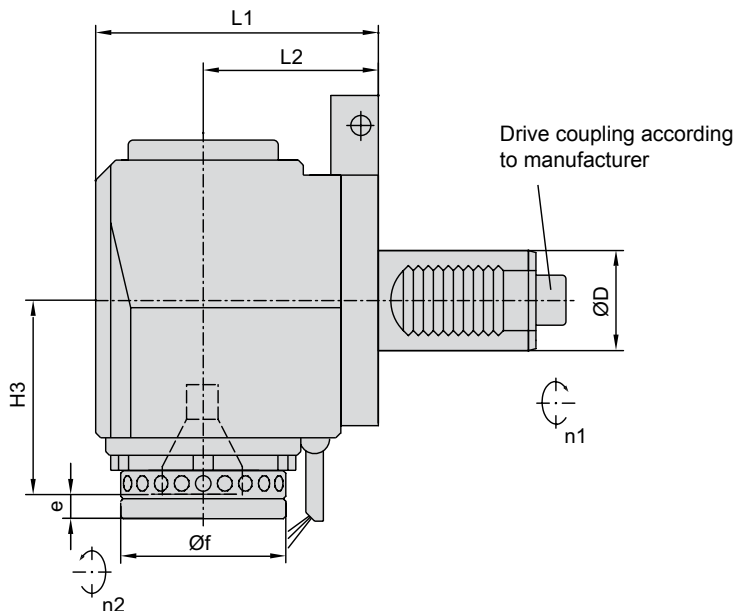
Please select suitable turret specification from the Machine Type listing!

Typ A: Face mounted

Typ B: O. D. mounted

Ratio = 1:2 (speed increase)

180° reversible head



### 4105... (EC) with external coolant supply

Order wrenches separately!

Item No.	Turret specification				Clamping System			Dimensions / Data					00676...
	ØD	Turret manufacturer	Type	Drive coupling	Size	e	Øf	L1	L2	H3	M Nm	Ratio n1:n2	
410525065-25	25	Index G200 <sup>1)</sup>	B	1-step	WT-25	6	55	99	70	61	15	1:2	...000000
410525067-25	25	Sauter	B	DIN 5480	WT-25	6	55	104	75	61	15	1:2	...000000
410525070-25	25	Traub TNC 42	B	bevel gear	WT-25	6	55	94	65	61	15	1:2	...000000
410525136-30	30	Baruffaldi	B	TBMR 160	WT-25	6	55	139	110	61	20	1:2	...000000
410525088-30	30	Emco HT-665	B	DIN 5480	WT-25	6	55	129	100	61	20	1:2	...000000
410525089-30	30	Index G300 <sup>1)</sup>	B	1-step	WT-25	6	55	119	90	61	20	1:2	...000000
410525131-30	30	Okuma LT 200-M	B	1-step	WT-25	6	55	119	90	61	20	1:2	...000000
410525094-30	30	Sauter (L2=85)	B	DIN 5480	WT-25	6	55	114	85	61	20	1:2	...000000
410525095-30	30	Sauter (L2=100)	B	DIN 5480	WT-25	6	55	129	100	61	20	1:2	...000000
410525106-30	30	Traub TNC 65	B	bevel gear	WT-25	6	55	104	75	61	20	1:2	...000000
410525011-40	40	Baruffaldi	A	TBMA 200	WT-25	6	55	108	70	76	40	1:2	...000000
410525066-40	40	Baruffaldi	B	TBMR 200	WT-25	6	55	137	100	76	40	1:2	...000000
410525012-40	40	Duplomatic	A	DIN 1809	WT-25	6	55	108	70	76	40	1:2	...000000
410525013-40	40	Emag	B	DIN 1809	WT-25	6	55	112	75	76	40	1:2	...000000
410525014-40	40	Emco HT-690	B	DIN 5480	WT-25	6	55	137	100	76	40	1:2	...000000
410525059-40	40	Index G250 <sup>1)</sup>	B	1-step	WT-25	6	55	127	90	76	40	1:2	...000000
410525015-40	40	Index G400 <sup>1)</sup>	B	1-step	WT-25	6	55	147	110	76	40	1:2	...000000
410525016-40	40	Index V300 <sup>1)</sup>	B	1-step	WT-25	6	55	127	90	76	40	1:2	...000000
410525017-40	40*	Mazak MP-6100	B	DIN 1809	WT-25	6	55	152	115	76	40	1:2	...000000
410525018-40	40*	Mazak MP-6200	B	DIN 1809	WT-25	6	55	167	130	76	40	1:2	...000000
410525019-40	40*	Mazak QTN-100M Mazak QTN-100MS	B	DIN 1809	WT-25	6	55	137	100	76	40	1:2	...000000
410525020-40	40*	Mazak QTN-200M Mazak QTN-200MS	B	DIN 1809	WT-25	6	55	167	130	76	40	1:2	...000000
410525024-40	40	Okuma LB 300-M	A	1-step	WT-25	6	55	108	70	76	40	1:2	...000000
410525022-40	40	Okuma LT 300-M	B	1-step	WT-25	6	55	127	90	76	40	1:2	...000000
410525026-40	40	Okuma LVT 300-M	A	1-step	WT-25	6	55	108	70	76	40	1:2	...000000
410525027-40	40	Okuma LVT 400-M	A	1-step	WT-25	6	55	108	70	76	40	1:2	...000000
410525028-40	40	Sauter	A	DIN 5480	WT-25	6	55	108	70	76	40	1:2	...000000
410525029-40	40	Sauter (L2=100)	B	DIN 5480	WT-25	6	55	137	100	76	40	1:2	...000000
410525009-40	40	Sauter (L2=120)	B	DIN 5480	WT-25	6	55	157	120	76	40	1:2	...000000
410525030-40	40	Sauter	A	DIN 5482	WT-25	6	55	108	70	76	40	1:2	...000000

\*no VDI standard

1) doubleVDI serration

## Right angle drill/milling unit with WT System - Speed increaser - HIGH PRESSURE

Please select suitable turret specification from the Machine Type listing!

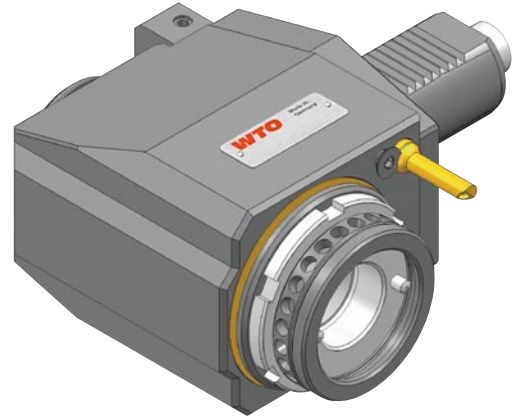
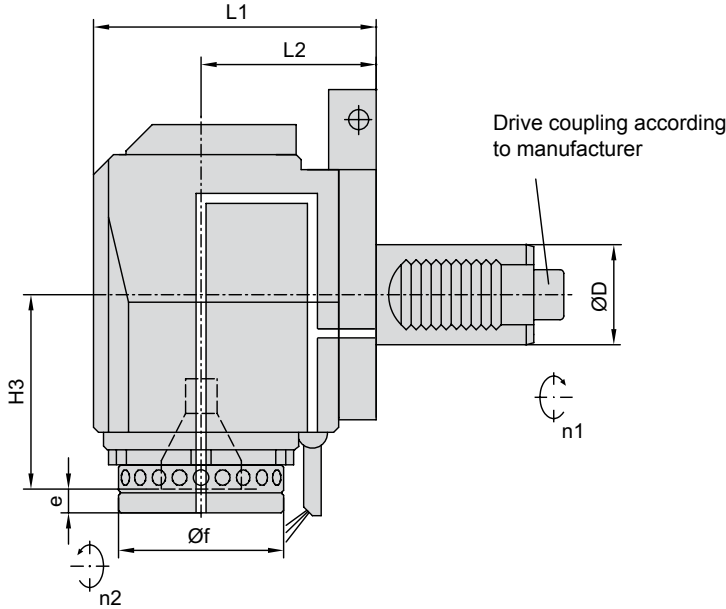
Typ A: Face mounted

Typ B: O. D. mounted

Ratio = 1:2 (speed increase)


180° reversible head

Max. coolant pressure = 1160 PSI (80 bar)



### 4105... (IC - HP) with internal + external coolant supply

Order wrenches separately!

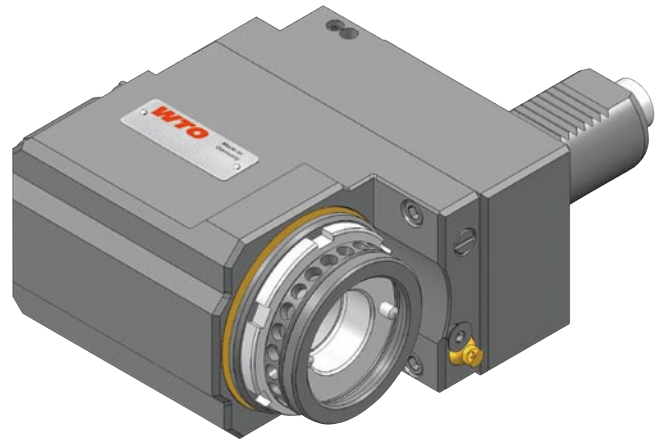
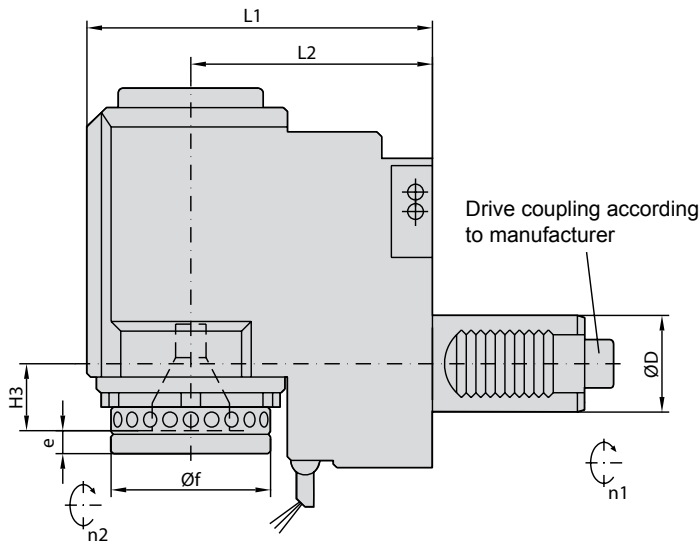
Item No.	Turret specification				Clamping System			Dimensions / Data					Coolant Pressure diagram	 00676...
	ØD	Turret manufacturer	Type	Drive coupling	Size	e	Øf	L1	L2	H3	M Nm	Ratio n1:n2		
410525066-25	25	Index G200 <sup>1)</sup>	B	1-step	WT-25	6	55	99	70	61	15	1:2	D01013	...000000
410525068-25	25	Sauter	B	DIN 5480	WT-25	6	55	104	75	61	15	1:2	D01013	...000000
410525071-25	25	Traub TNC 42	B	bevel gear	WT-25	6	55	94	65	61	15	1:2	D01013	...000000
410525137-30	30	Baruffaldi	B	TBMR 160	WT-25	6	55	139	110	61	20	1:2	D01013	...000000
410525082-30	30	Emco HT-665	B	DIN 5480	WT-25	6	55	129	100	61	20	1:2	D01013	...000000
410525098-30	30	Index G300 <sup>1)</sup>	B	1-step	WT-25	6	55	119	90	61	20	1:2	D01013	...000000
410525132-30	30	Okuma LT 200-M	B	1-step	WT-25	6	55	119	90	61	20	1:2	D01013	...000000
410525102-30	30	Sauter (L2=85)	B	DIN 5480	WT-25	6	55	114	85	61	20	1:2	D01013	...000000
410525103-30	30	Sauter (L2=100)	B	DIN 5480	WT-25	6	55	129	100	61	20	1:2	D01013	...000000
410525031-40	40	Baruffaldi	A	TBMA 200	WT-25	6	55	108	70	76	40	1:2	D01013	...000000
410525067-40	40	Baruffaldi	B	TBMR 200	WT-25	6	55	137	100	76	40	1:2	D01013	...000000
410525032-40	40	Diplomatic	A	DIN 1809	WT-25	6	55	108	70	76	40	1:2	D01013	...000000
410525033-40	40	Emag	B	DIN 1809	WT-25	6	55	112	75	76	40	1:2	D01013	...000000
410525034-40	40	Emco HT-690	B	DIN 5480	WT-25	6	55	137	100	76	40	1:2	D01013	...000000
410525060-40	40	Index G250 <sup>1)</sup>	B	1-step	WT-25	6	55	127	90	76	40	1:2	D01013	...000000
410525035-40	40	Index G400 <sup>1)</sup>	B	1-step	WT-25	6	55	147	110	76	40	1:2	D01013	...000000
410525036-40	40	Index V300 <sup>1)</sup>	B	1-step	WT-25	6	55	127	90	76	40	1:2	D01013	...000000
410525037-40	40*	Mazak MP-6100	B	DIN 1809	WT-25	6	55	152	115	76	40	1:2	D01013	...000000
410525038-40	40*	Mazak MP-6200	B	DIN 1809	WT-25	6	55	167	130	76	40	1:2	D01013	...000000
410525039-40	40*	Mazak QTN-100M Mazak QTN-100MS	B	DIN 1809	WT-25	6	55	137	100	76	40	1:2	D01013	...000000
410525040-40	40*	Mazak QTN-200M Mazak QTN-200MS	B	DIN 1809	WT-25	6	55	167	130	76	40	1:2	D01013	...000000
410525044-40	40	Okuma LB 300-M	A	1-step	WT-25	6	55	108	70	76	40	1:2	D01013	...000000
410525042-40	40	Okuma LT 300-M	B	1-step	WT-25	6	55	127	90	76	40	1:2	D01013	...000000
410525046-40	40	Okuma LVT 300-M	A	1-step	WT-25	6	55	108	70	76	40	1:2	D01013	...000000
410525047-40	40	Okuma LVT 400-M	A	1-step	WT-25	6	55	108	70	76	40	1:2	D01013	...000000
410525048-40	40	Sauter	A	DIN 5480	WT-25	6	55	108	70	76	40	1:2	D01013	...000000
410525049-40	40	Sauter (L2=100)	B	DIN 5480	WT-25	6	55	137	100	76	40	1:2	D01013	...000000
410525010-40	40	Sauter (L2=120)	B	DIN 5480	WT-25	6	55	157	120	76	40	1:2	D01013	...000000
410525050-40	40	Sauter	A	DIN 5482	WT-25	6	55	108	70	76	40	1:2	D01013	...000000

\*no VDI standard

1) doubleVDI serration

## Right angle back set drill/milling unit with WT System

Please select suitable turret specification from the Machine Type listing!  
 Typ A: Face mounted  
 Typ B: O. D. mounted  
**Ratio = 1:1**



### 4105... (EC) with external coolant supply

Order wrenches separately!

Item No.	Turret specification				Clamping System			Dimensions / Data					Wrench 00676...
	ØD	Turret manufacturer	Type	Drive coupling	Size	e	Øf	L1	L2	H3	M Nm	Ratio n1:n2	
410525009-25	25	Emco 332	B	DIN 5480	WT-25	6	55	104	75	26	20	1:1	...000007
410525010-25	25	Sauter	B	DIN 5480	WT-25	6	55	109	75	21	20	1:1	...000000
410525014-30	30	Baruffaldi	A	TBMA 160	WT-25	6	55	119	85	21	32	1:1	...000000
410525015-30	30	Diplomatic	A	DIN 1809	WT-25	6	55	119	85	21	32	1:1	...000000
410525077-30	30	Sauter	A	DIN 5480	WT-25	6	55	119	85	21	32	1:1	...000000
410525119-30	30	Sauter (L2=100) <sup>1)</sup>	B	DIN 5480	WT-25	6	55	134	100	21	32	1:1	...000000
410525017-30	30	Sauter	A	DIN 5482	WT-25	6	55	119	85	21	32	1:1	...000000
410532004-40	40	Baruffaldi	A	TBMA 200	WT-32	9	66	143	100	26	63	1:1	...000001
410532005-40	40	Diplomatic	A	DIN 1809	WT-32	9	66	143	100	26	63	1:1	...000001
410532095-40	40	Emag	B	DIN 1809	WT-32	9	66	133	90	26	63	1:1	...000001
410532156-40	40	Haas (L=104.85)	A	1-step	WT-32	9	66	143	100	26	63	1:1	...000001
410532147-40	40	Haas (L=117.55)	A	1-step	WT-32	9	66	143	100	26	63	1:1	...000001
410532148-40	40	Haas (L=130.25)	A	1-step	WT-32	9	66	143	100	26	63	1:1	...000001
410532006-40	40	Okuma LB 300-M	A	1-step	WT-32	9	66	143	100	26	63	1:1	...000001
410532124-40	40	Okuma LT 300-M	B	1-step	WT-32	9	66	133	90	26	63	1:1	...000001
410532084-40	40	Sauter	A	DIN 5480	WT-32	9	66	143	100	26	63	1:1	...000001
410525051-40	40	Sauter (L2=100) <sup>2)</sup>	B	DIN 5480	WT-25	6	55	139	100	29	63	1:1	...000000
410532115-40	40	Sauter (L2=100)	B	DIN 5480	WT-32	9	66	143	100	26	63	1:1	...000001
410532008-40	40	Sauter	A	DIN 5482	WT-32	9	66	143	100	26	63	1:1	...000001

1) 180° reversible head

2) for sub spindle, 180° reversible head, direction of rotation: n1 ≠ n2

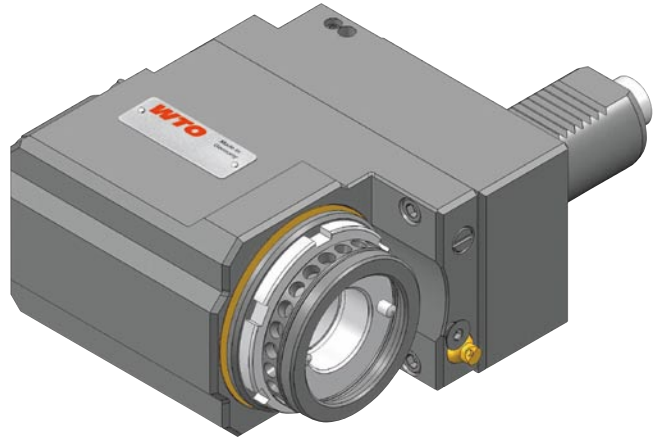
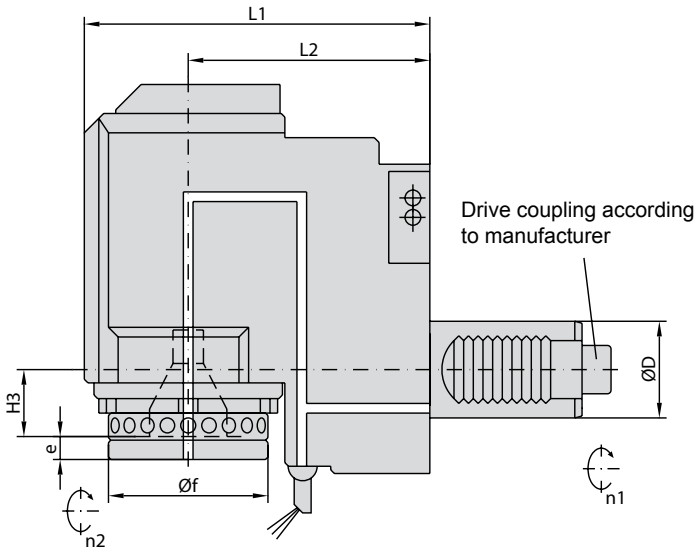
## Right angle back set drill/milling unit with WT System - HIGH PRESSURE -

Please select suitable turret specification from the Machine Type listing!

Typ A: Face mounted  
Typ B: O. D. mounted


Ratio = 1:1

Max. coolant pressure = 1160 PSI (80 bar)



### 4105... (IC - HP) with internal + external coolant supply

Order wrenches separately!

Item No.	Turret specification				Clamping System				Dimensions / Data					Coolant Pressure diagram	 00676...
	ØD	Turret manufacturer	Type	Drive coupling	Size	e	Øf	L1	L2	H3	M Nm	Ratio n1:n2			
410525003-25	25	Emco 332	B	DIN 5480	WT-25	6	55	104	75	26	20	1:1	D01013	...000007	
410525013-25	25	Sauter	B	DIN 5480	WT-25	6	55	109	75	21	20	1:1	D01013	...000000	
410525019-30	30	Baruffaldi	A	TBMA 160	WT-25	6	55	119	85	21	32	1:1	D01013	...000000	
410525020-30	30	Diplomatic	A	DIN 1809	WT-25	6	55	119	85	21	32	1:1	D01013	...000000	
410525078-30	30	Sauter	A	DIN 5480	WT-25	6	55	119	85	21	32	1:1	D01013	...000000	
410525120-30	30	Sauter (L2=100) <sup>1)</sup>	B	DIN 5480	WT-25	6	55	134	100	21	32	1:1	D01013	...000000	
410525022-30	30	Sauter	A	DIN 5482	WT-25	6	55	119	85	21	32	1:1	D01013	...000000	
410532009-40	40	Baruffaldi	A	TBMA 200	WT-32	9	66	143	100	26	63	1:1	D01013	...000001	
410532010-40	40	Diplomatic	A	DIN 1809	WT-32	9	66	143	100	26	63	1:1	D01013	...000001	
410532096-40	40	Emag	B	DIN 1809	WT-32	9	66	133	90	26	63	1:1	D01013	...000001	
410532157-40	40	Haas (L=104.85)	A	1-step	WT-32	9	66	143	100	26	63	1:1	D01013	...000001	
410532130-40	40	Haas (L=117.55)	A	1-step	WT-32	9	66	143	100	26	63	1:1	D01013	...000001	
410532149-40	40	Haas (L=130.25)	A	1-step	WT-32	9	66	143	100	26	63	1:1	D01013	...000001	
410532013-40	40	Okuma LB 300-M	A	1-step	WT-32	9	66	143	100	26	63	1:1	D01013	...000001	
410532111-40	40	Okuma LT 300-M	B	1-step	WT-32	9	66	133	90	26	63	1:1	D01013	...000001	
410532085-40	40	Sauter	A	DIN 5480	WT-32	9	66	143	100	26	63	1:1	D01013	...000001	
410525052-40	40	Sauter (L2=100) <sup>2)</sup>	B	DIN 5480	WT-25	6	55	139	100	29	63	1:1	D01013	...000000	
410532116-40	40	Sauter (L2=100)	B	DIN 5480	WT-32	9	66	143	100	26	63	1:1	D01013	...000001	
410532012-40	40	Sauter	A	DIN 5482	WT-32	9	66	143	100	26	63	1:1	D01013	...000001	

1) 180° reversible head

2) for sub spindle, 180° reversible head, direction of rotation: n1 ≠ n2

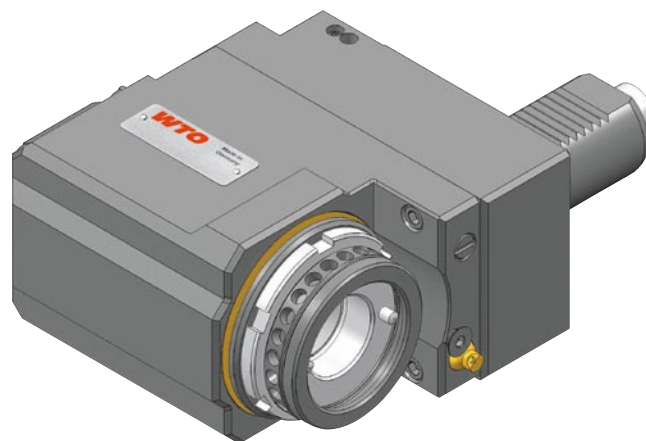
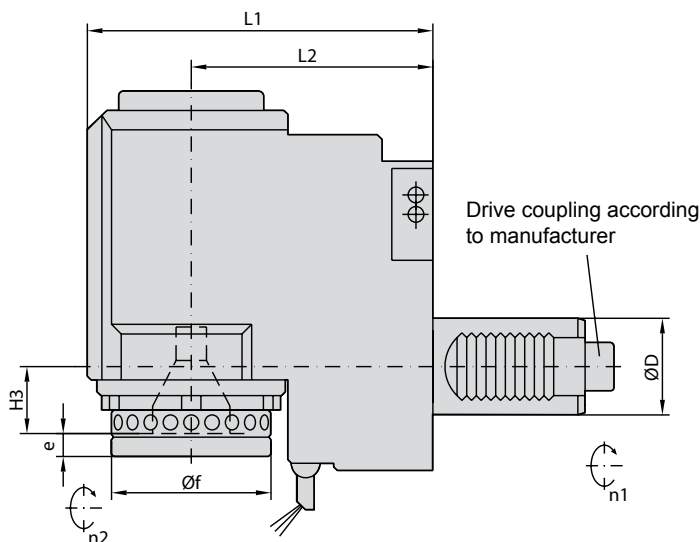
## Right angle back set drill/milling unit with WT System - Torque increaser -

Please select suitable turret specification from the Machine Type listing!

Typ A: Face mounted


Typ B: O. D. mounted

Ratio = 2:1 (speed reduction)



### 4105... (EC) with external coolant supply

Order wrenches separately!

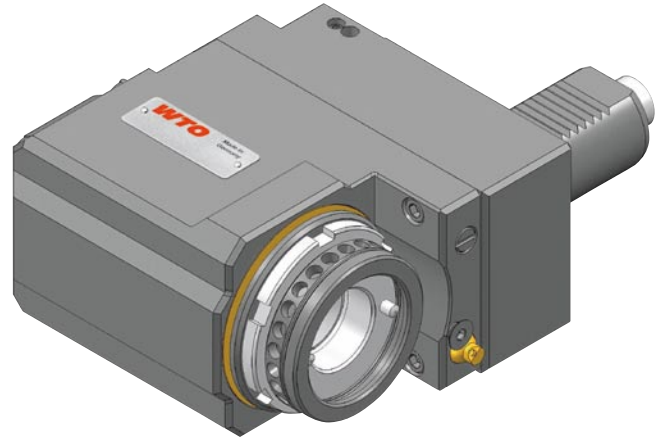
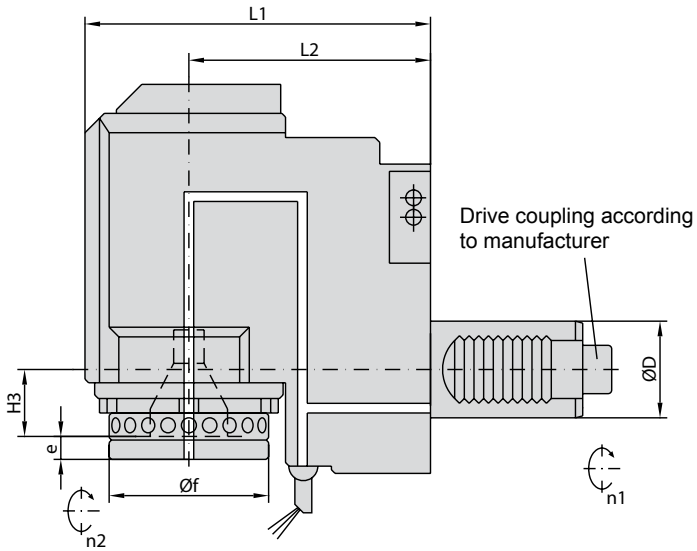
Item No.	Turret specification				Clamping System			Dimensions / Data					 00676...
	ØD	Turret manufacturer	Type	Drive coupling	Size	e	Øf	L1	L2	H3	M Nm	Ratio n1:n2	
410525056-30	30	Baruffaldi	A	TBMA 160	WT-25	6	55	119	85	21	50	2:1	...000000
410525057-30	30	Diplomatic	A	DIN 1809	WT-25	6	55	119	85	21	50	2:1	...000000
410525079-30	30	Sauter	A	DIN 5480	WT-25	6	55	119	85	21	50	2:1	...000000
410525121-30	30	Sauter (L2=100) <sup>1)</sup>	B	DIN 5480	WT-25	6	55	134	100	21	50	2:1	...000000
410525059-30	30	Sauter	A	DIN 5482	WT-25	6	55	119	85	21	50	2:1	...000000
410532054-40	40	Baruffaldi	A	TBMA 200	WT-32	9	66	143	100	26	80	2:1	...000001
410532055-40	40	Diplomatic	A	DIN 1809	WT-32	9	66	143	100	26	80	2:1	...000001
410532056-40	40	Okuma LB 300-M	A	1-step	WT-32	9	66	143	100	26	80	2:1	...000001
410532038-40	40	Okuma LT 300-M	B	1-step	WT-32	9	66	133	90	26	80	2:1	...000001
410532086-40	40	Sauter	A	DIN 5480	WT-32	9	66	143	100	26	80	2:1	...000001
410532113-40	40	Sauter (L2=100)	B	DIN 5480	WT-32	9	66	143	100	26	80	2:1	...000001
410532058-40	40	Sauter	A	DIN 5482	WT-32	9	66	143	100	26	80	2:1	...000001

1) 180° reversible head




## Right angle back set drill/milling unit with WT System - Torque increaser - HIGH PRESSURE

Please select suitable turret specification from the Machine Type listing!  
 Typ A: Face mounted  
 Typ B: O. D. mounted  
**Ratio = 2:1 (speed reduction)**  
**Max. coolant pressure = 1160 PSI (80 bar)**



### 4105... (IC - HP) with internal + external coolant supply

Order wrenches separately!

Item No.	Turret specification				Clamping System				Dimensions / Data				Coolant Pressure diagram	 00676...
	ØD	Turret manufacturer	Type	Drive coupling	Size	e	Øf	L1	L2	H3	M Nm	Ratio n1:n2		
410525061-30	30	Baruffaldi	A	TBMA 160	WT-25	6	55	119	85	21	50	2:1	D01013	...000000
410525062-30	30	Duplomatic	A	DIN 1809	WT-25	6	55	119	85	21	50	2:1	D01013	...000000
410525080-30	30	Sauter	A	DIN 5480	WT-25	6	55	119	85	21	50	2:1	D01013	...000000
410525122-30	30	Sauter (L2=100) <sup>1)</sup>	B	DIN 5480	WT-25	6	55	134	100	21	50	2:1	D01013	...000000
410525064-30	30	Sauter	A	DIN 5482	WT-25	6	55	119	85	21	50	2:1	D01013	...000000
410532059-40	40	Baruffaldi	A	TBMA 200	WT-32	9	66	143	100	26	80	2:1	D01013	...000001
410532060-40	40	Duplomatic	A	DIN 1809	WT-32	9	66	143	100	26	80	2:1	D01013	...000001
410532061-40	40	Okuma LB 300-M	A	1-step	WT-32	9	66	143	100	26	80	2:1	D01013	...000001
410532048-40	40	Okuma LT 300-M	B	1-step	WT-32	9	66	133	90	26	80	2:1	D01013	...000001
410532087-40	40	Sauter	A	DIN 5480	WT-32	9	66	143	100	26	80	2:1	D01013	...000001
410532114-40	40	Sauter (L2=100)	B	DIN 5480	WT-32	9	66	143	100	26	80	2:1	D01013	...000001
410532063-40	40	Sauter	A	DIN 5482	WT-32	9	66	143	100	26	80	2:1	D01013	...000001

1) 180° reversible head

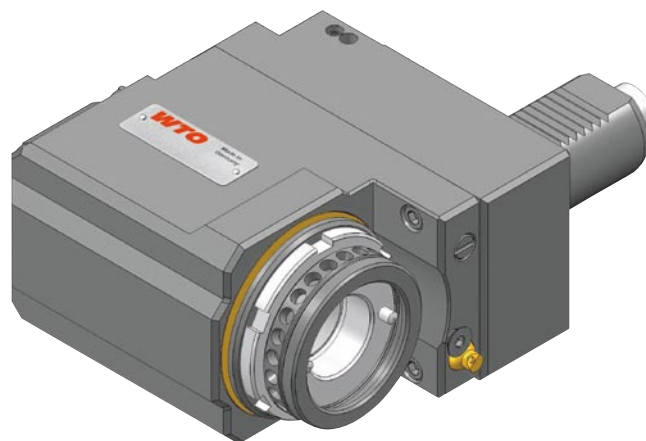
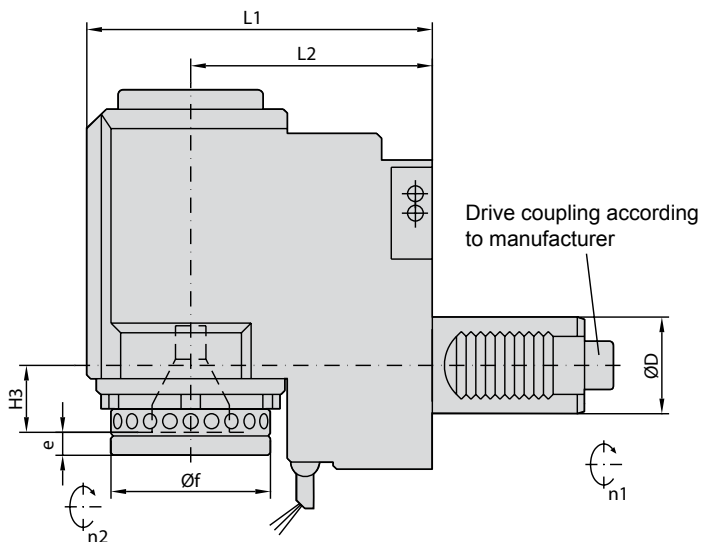
## Right angle back set drill/milling unit with WT System - Speed increaser -

Please select suitable turret specification from the Machine Type listing!

Typ A: Face mounted


Typ B: O. D. mounted

**Ratio = 1:2 (speed increase)**



### 4105... (EC) with external coolant supply

Order wrenches separately!

Item No.	Turret specification				Clamping System			Dimensions / Data						 00676...
	ØD	Turret manufacturer	Type	Drive coupling	Size	e	Øf	L1	L2	H3	M Nm	Ratio n1:n2		
410525086-30	30	Baruffaldi	A	TBMA 160	WT-25	6	55	119	85	21	20	1:2	...000000	
410525087-30	30	Diplomatic	A	DIN 1809	WT-25	6	55	119	85	21	20	1:2	...000000	
410525093-30	30	Sauter	A	DIN 5480	WT-25	6	55	119	85	21	20	1:2	...000000	
410525123-30	30	Sauter (L2=100) <sup>1)</sup>	B	DIN 5480	WT-25	6	55	134	100	21	20	1:2	...000000	
410525096-30	30	Sauter	A	DIN 5482	WT-25	6	55	119	85	21	20	1:2	...000000	

1) 180° reversible head

Right angle back set drill/milling unit with WT System  
 - Speed increaser - HIGH PRESSURE

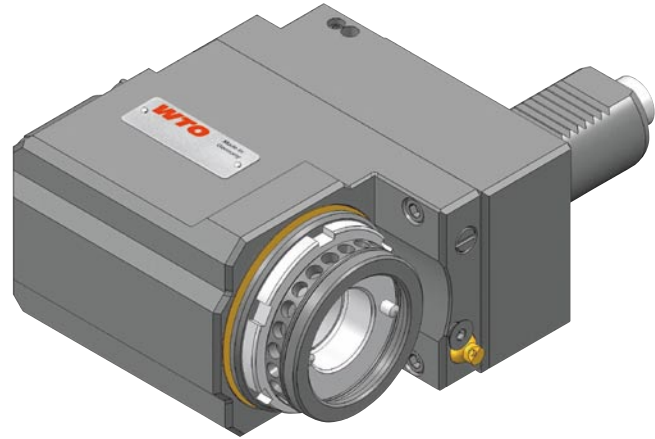
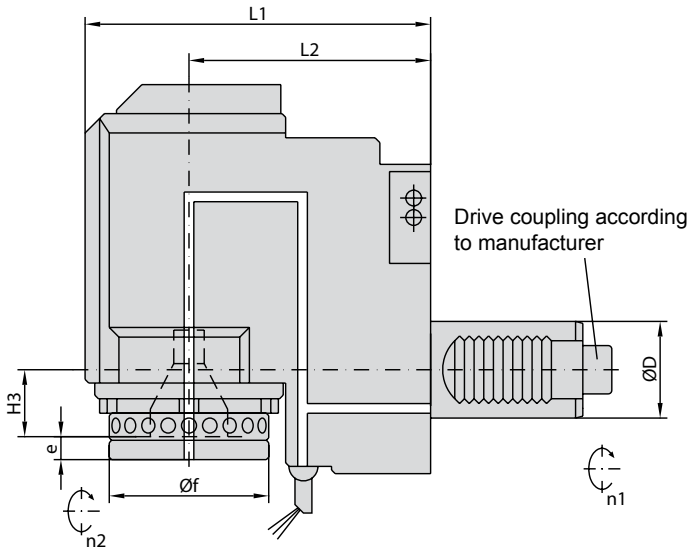
Please select suitable turret specification from the Machine Type listing!

Typ A: Face mounted

Typ B: O. D. mounted


Ratio = 1:2 (speed increase)

Max. coolant pressure = 1160 PSI (80 bar)



### 4105... (IC - HP) with internal + external coolant supply

Order wrenches separately!

Item No.	Turret specification				Clamping System				Dimensions / Data					Coolant Pressure diagram	 00676...
	ØD	Turret manufacturer	Type	Drive coupling	Size	e	Øf	L1	L2	H3	M Nm	Ratio n1:n2			
<b>410525092-30</b>	30	Baruffaldi	A	TBMA 160	WT-25	6	55	119	85	21	20	1:2	D01013	...000000	
<b>410525097-30</b>	30	Duplomatic	A	DIN 1809	WT-25	6	55	119	85	21	20	1:2	D01013	...000000	
<b>410525101-30</b>	30	Sauter	A	DIN 5480	WT-25	6	55	119	85	21	20	1:2	D01013	...000000	
<b>410525124-30</b>	30	Sauter (L2=100) <sup>1)</sup>	B	DIN 5480	WT-25	6	55	134	100	21	20	1:2	D01013	...000000	
<b>410525104-30</b>	30	Sauter	A	DIN 5482	WT-25	6	55	119	85	21	20	1:2	D01013	...000000	

1) 180° reversible head

## Right angle double spindle drill/milling unit with WT System

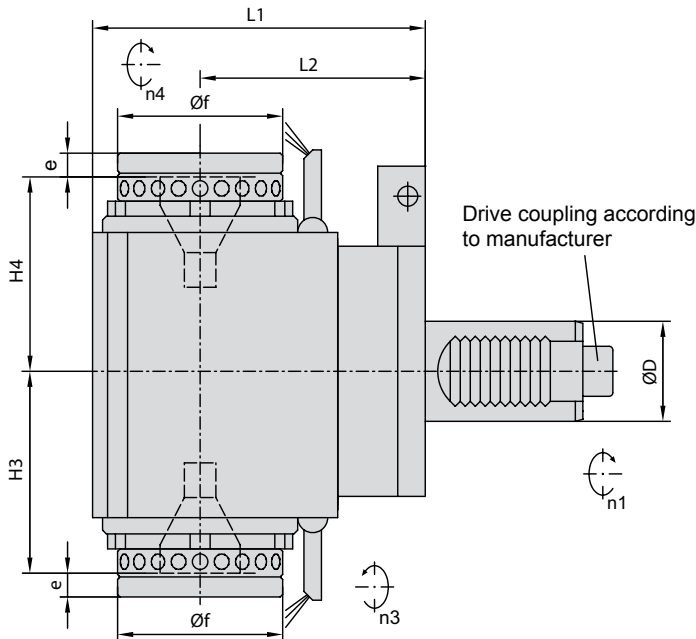
Please select suitable turret specification from the Machine Type listing!

Typ A: Face mounted

Typ B: O. D. mounted


Ratio = 1:1

180° reversible head



### 4105... (EC) with external coolant supply


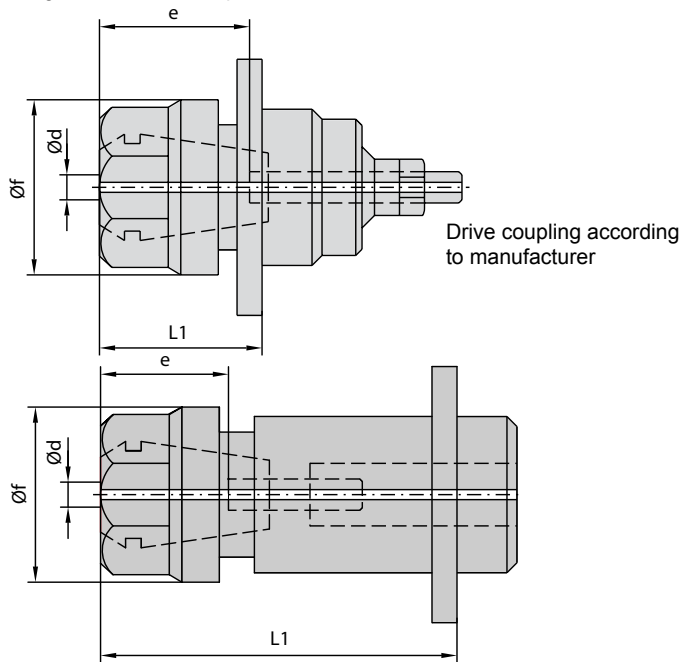
Order wrenches separately!

Item No.	Turret specification				Clamping System			Dimensions / Data					 00676... ...000000
	ØD	Turret manufacturer	Type	Drive coupling	Size	e	Øf	L1	L2	H3 H4	M Nm	Ratio n1:n2	
410525027-25	25	Sauter	B	DIN 5480	WT-25	6	55	104	75	55 59	20	1:1	...000000
410525028-25	25	Traub TNC 42	B	bevel gear	WT-25	6	55	94	65	55 59	20	1:1	...000000
410525139-30	30	Baruffaldi	B	TBMR 160	WT-25	6	55	139	110	55 59	32	1:1	...000000
410525069-30	30	Emco HT-665	B	DIN 5480	WT-25	6	55	129	100	55 59	32	1:1	...000000
410525070-30	30	Okuma LT 200-M <sup>1)</sup>	B	1-step	WT-25	6	55	119	90	59 55	32	1:1	...000000
410525007-30	30	Sauter (L2=85)	B	DIN 5480	WT-25	6	55	114	85	55 59	32	1:1	...000000
410525006-30	30	Sauter (L2=100)	B	DIN 5480	WT-25	6	55	129	100	55 59	32	1:1	...000000
410525105-30	30	Traub TNC 65	B	bevel gear	WT-25	6	55	104	75	55 59	32	1:1	...000000
410532163-40	40	Baruffaldi	B	TBMR 200	WT-32	9	66	143	100	76 79	63	1:1	...000001
410532108-40	40	Emco HT-690	B	DIN 5480	WT-32	9	66	143	100	76 79	63	1:1	...000001
410532109-40	40	Okuma LT 300-M <sup>1)</sup>	B	1-step	WT-32	9	66	133	90	79 76	63	1:1	...000001
410532097-40	40	Sauter (L2=100)	B	DIN 5480	WT-32	9	66	143	100	76 79	63	1:1	...000001

1) direction of rotation: n1 = n3, n1 ≠ n4

## ER collet chuck for WT System

For ER collets according DIN 6499B  
Special lengths available on request!




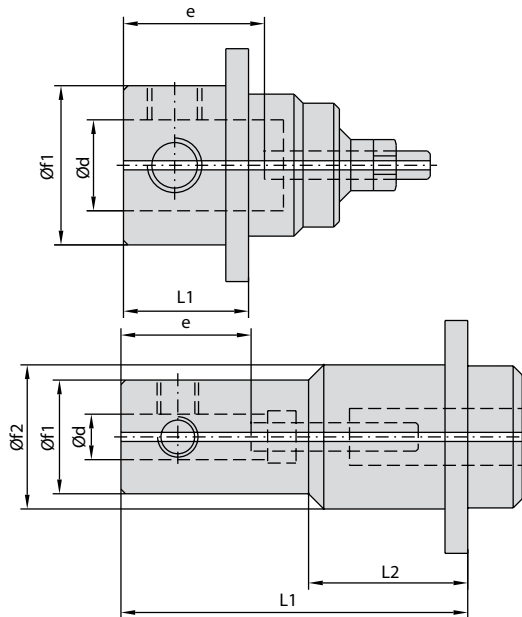
**2200...**

Order wrenches separately!



Item No.	WT System	Clamping system				Dimensions		Remarks	Spare parts		00675... 
		Size	Size	Ød	e	Øf	L1				
<b>220016007</b>	WT-16	ER-11	.5-7	24	16	17		64868	40588	...000669	
<b>220016010</b>	WT-16	ER-16	.5-10	35	22	29		64868	40441	...000670	
<b>220020013</b>	WT-20	ER-20	1-13	39	28	28		64869	45524	...000671	
<b>220025007</b>	WT-25	ER-11	.5-7	28	19	30		64869	21702	...000673	
<b>220025010</b>	WT-25	ER-16	.5-10	40	28	26		64869	21707	...000674	
<b>220025013</b>	WT-25	ER-20	1-13	40	34	28		64869	21712	...000675	
<b>220025016</b>	WT-25	ER-25	1-16	43	35	29		64869	42479	...000672	
<b>220032016</b>	WT-32	ER-25	1-16	42	42	32		64871	21722	...000680	
<b>220032020</b>	WT-32	ER-32	2-20	48	50	35		64871	21727	...000681	
<b>220016007-32</b>	WT-16	ER-11	.5-7	39	16	32		extended length	64877	40588	...000669
<b>220016010-65</b>	WT-16	ER-16	.5-10	35	22	65		extended length	64868	40441	...000670
<b>220020013-50</b>	WT-20	ER-20	1-13	61	28	50		extended length	64870	45524	...000671
<b>220025007-25</b>	WT-25	ER-11	.5-7	36	19	25		extended length	64869	21702	...000673
<b>220025010-43</b>	WT-25	ER-16	.5-10	41	22	43		extended length	64869	40441	...000670
<b>220025010-65</b>	WT-25	ER-16	.5-10	40	28	65		extended length	44237	21707	...000674
<b>220025010-75</b>	WT-25	ER-16	.5-10	40	28	75		extended length	44237	21707	...000674
<b>220025013-50</b>	WT-25	ER-20	1-13	40	34	50		extended length	64869	21712	...000675
<b>220025016-65</b>	WT-25	ER-25	1-16	42	35	65		extended length	44237	42479	...000672
<b>220025016-75</b>	WT-25	ER-25	1-16	42	35	75		extended length	44237	42479	...000672
<b>220032016-75</b>	WT-32	ER-25	1-16	60	42	75		extended length	32626	21722	...000680
<b>220032020-75</b>	WT-32	ER-32	2-20	70	50	75		extended length	64871	21727	...000681

## Weldon / Whistle-Notch for WT System

For end mills with shank according DIN 1835B or DIN 1835E  
 Set screw at 0° and 2° angle  
 Other special lengths available on request!


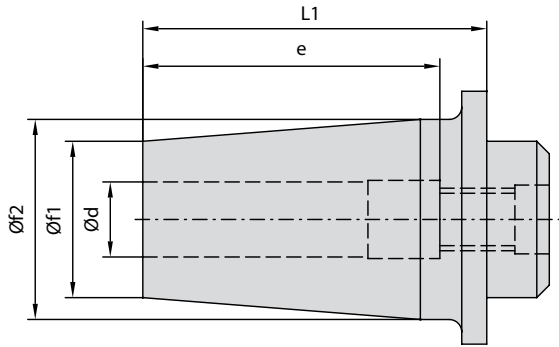


### 2201...

Item No.	WT System	Clamping system	Dimensions				L1	L2	Remarks	Spare parts	
			$\varnothing d$	$e$	$\varnothing f1$	$\varnothing f2$					
220116006	WT-16		6	30	20		24			64868	12877
220116008	WT-16		8	30	20		24			64868	12877
220116010	WT-16		10	35	20		29			64868	12877
220125006	WT-25		6	31	20		18			64869	12882
220125008	WT-25		8	32	22		18			64869	12927
220125010	WT-25		10	35	28		22			64869	12992
220125012	WT-25		12	35	28		22			64869	12992
220125014	WT-25		14	35	28		22			64869	12992
220125016	WT-25		16	35	28		22			64869	12992
220132006	WT-32		6	40	25		32			64872	12887
220132008	WT-32		8	40	28		32			64872	12932
220132010	WT-32		10	44	35		35			64871	12997
220132012	WT-32		12	49	42		40			64871	33247
220132014	WT-32		14	49	44		40			64871	33247
220132016	WT-32		16	52	48		40			64871	33247
220132018	WT-32		18	52	48		42			64871	32841
220132020	WT-32		20	54	48		42			64871	32841
220132025	WT-32		25	60	48		68			64873	30944
220125006-31	WT-25		6	32	20		31		extended length	44237	12882
220125006-65	WT-25		6	40	20	25	65	30	extended length	44237	12882
220125006-75	WT-25		6	40	20	25	75	40	extended length	44237	12882
220125008-65	WT-25		8	40	22	25	65	30	extended length	44237	12927
220125008-75	WT-25		8	40	22	25	75	40	extended length	44237	12927
220125010-65	WT-25		10	44	28		65		extended length	44237	12992
220125010-75	WT-25		10	44	28		75		extended length	44237	12992
220125012-45	WT-25		12	46	28		45		extended length	44237	12992
220125012-65	WT-25		12	45	28		65		extended length	44237	12992
220125014-65	WT-25		14	50	28		65		extended length	44237	12992
220125014-75	WT-25		14	50	28		75		extended length	44237	12992
220125016-65	WT-25		16	50	28		65		extended length	44237	12992
220132006-65	WT-32		6	40	20	25	65	30	extended length	44237	12882
220132008-65	WT-32		8	40	20	25	65	30	extended length	33604	12927
220132010-65	WT-32		10	44	35		65		extended length	32626	12997
220132012-65	WT-32		12	49	42		65		extended length	32626	33247
220132014-65	WT-32		14	49	44		65		extended length	32626	33247
220132016-65	WT-32		16	52	48		65		extended length	28861	33247
220132018-65	WT-32		18	52	48		65		extended length	28861	32841
220132020-65	WT-32		20	54	48		65		extended length	28861	32841

## Shrink adapter for WT System

For full carbide cutting tools with cylindrical shank




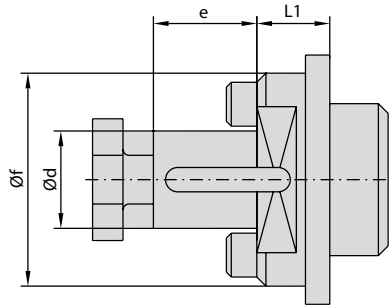
### 2203...

Item No.	WT System Size	Clamping system				Dimensions		
		Ød	e	Øf1	Øf2	L1		
220325006	WT-25	6	36	20	27	55		
220325008	WT-25	8	36	20	27	55		
220325010	WT-25	10	42	25	32	55		
220325012	WT-25	12	47	25	32	55		
220325014	WT-25	14	47	27	34	55		
220325016	WT-25	16	49	27	34	55		
220332006	WT-32	6	36	20	27	57		
220332008	WT-32	8	36	20	27	57		
220332010	WT-32	10	42	25	32	57		
220332012	WT-32	12	47	25	32	57		
220332014	WT-32	14	47	27	34	57		
220332016	WT-32	16	49	27	34	57		
220332020	WT-32	20	51	33	40	57		

## Combination arbor for WT System

Usable:

- with removable drive key for shell mills
- with removable square key for saw cutters
- without keys for saw cutters without slot




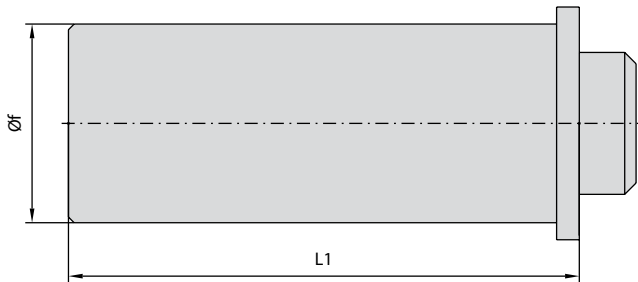
### 2202...

Order wrenches separately!

Item No.	WT System	Clamping system				Dimensions			Remarks	Spare parts				
			Ød	e	Øf	L1								
<b>220220016</b>	WT-20		16	27	32	12			without drive dogs		26217	...		00675...
<b>220225010</b>	WT-25		10	16	20	10			without drive dogs		26222	...		...000822
<b>220225013</b>	WT-25		13	17	35	12					26221	73080		...000778
<b>220225016</b>	WT-25		16	17	35	12					26217	64876		...000676
<b>220225022</b>	WT-25		22	19	35	13					26218	73081		...000677
<b>220232016</b>	WT-32		16	17	35	15					26217	64876		...000676
<b>220232022</b>	WT-32		22	19	42	16					26218	64875		...000677
<b>220232027</b>	WT-32		27	21	48	17					26219	64874		...000678



Blank for WT System

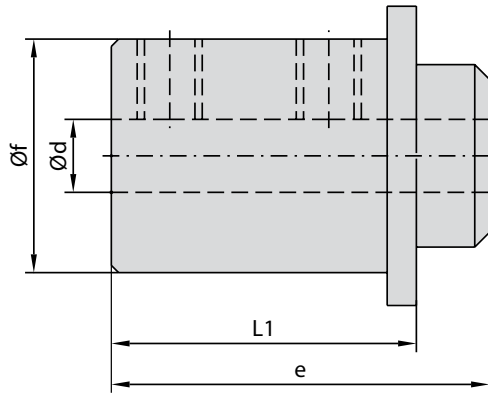


## 2290...


Item No.	WT System Size	Dimensions		
		L1	$\varnothing f$	
<b>229016000</b>	WT-16	65	20	
<b>229020000</b>	WT-20	65	28	
<b>229025000</b>	WT-25	80	35	
<b>229032000</b>	WT-32	100	48	

## Boring bar holder for WT System

Usable with WT System for boring bar holder (2300...)


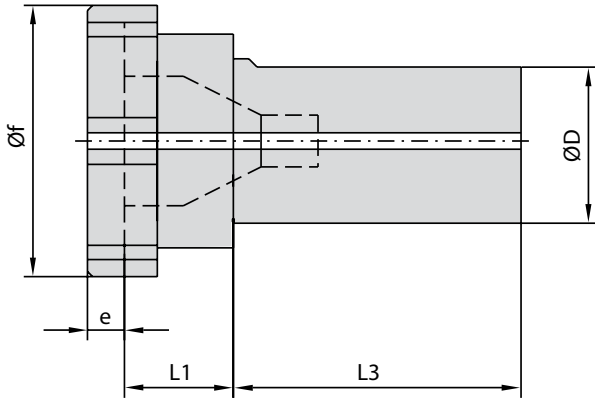


### 2310...

Item No.	WT System Size	Clamping system				Dimensions			Spare parts	
		Ød	e	Øf		L1				
231020006	WT-20	6	47	27		37			12932	
231020008	WT-20	8	47	27		37			12932	
231020010	WT-20	10	47	27		37			12932	
231020012	WT-20	12	47	27		37			12927	
231025006	WT-25	6	52	32		42			12937	
231025008	WT-25	8	52	32		42			64885	
231025010	WT-25	10	52	32		42			12992	
231025012	WT-25	12	52	32		42			12992	
231025016	WT-25	16	52	32		42			64884	
231032006	WT-32	6	55	38		44			12937	
231032008	WT-32	8	55	38		44			64885	
231032010	WT-32	10	55	38		44			13061	
231032012	WT-32	12	55	38		44			13061	
231032016	WT-32	16	55	38		44			13061	
231032020	WT-32	20	55	38		44			23395	




## WT System for boring bar holders

With cylindrical shank and flat  
For flexible use of WT spindles in boring bar holders


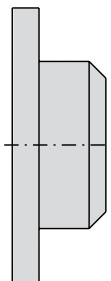


### 2300...

Order wrenches separately!

Item No.	Shank ØD	Clamping system				Dimensions		Spare parts		
		Size		e	Øf	L1	L3			
<b>230016016</b>	16	WT-16		5	32	12	40	42564	45300	00675...
<b>230020025</b>	25	WT-20		6.5	42	12	50	48395	48457	...000680
<b>230025025</b>	25	WT-25		7	50	20	50	44236	42406	...000681
<b>230025032</b>	32	WT-25		7	50	8	60	44236	42406	...000681
<b>230032032</b>	32	WT-32		10	66	20	60	52512	50108	...000682
<b>230032040</b>	40	WT-32		10	66	12	70	52512	50108	...000682

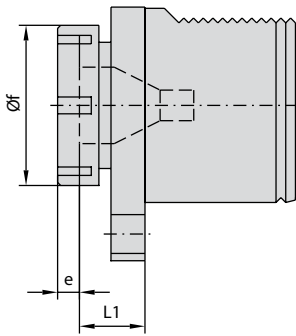
Protection cover for WT System



## 2370...

Item No.	WT System Size
<b>237016000</b>	WT-16
<b>237020000</b>	WT-20
<b>237025000</b>	WT-25
<b>237032000</b>	WT-32


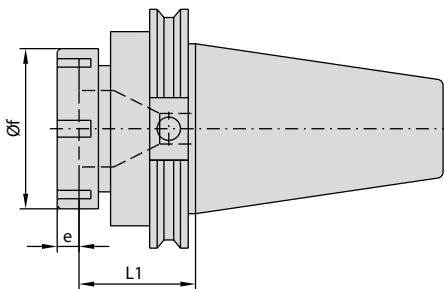
## Presetting adapter for WT System



### 2380...

Order wrenches separately!

Item No.	VDI Size	Clamping system				Dimensions			Spare parts		
		Size	e	Øf	L1						
<b>238016080</b>	80	WT-16	5	32	22	42564	13998	00675...			
<b>238020080</b>	80	WT-20	6.5	42	25	48395	48457	...000667			
<b>238025080</b>	80	WT-25	7	50	25	44236	17270	...000415			
<b>238032080</b>	80	WT-32	10	66	25	52512	50108	...000668			



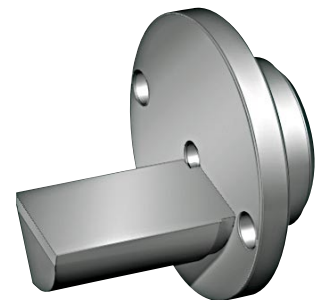
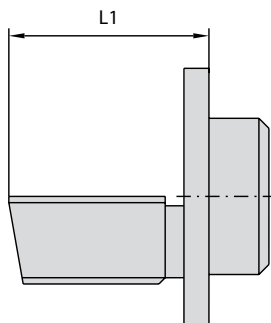
### 2381...

Order wrenches separately!

Item No.	V-flange Size	Clamping system				Dimensions			Spare parts		
		Size	e	Øf	L1						
<b>238116050</b>	50	WT-16	5	32	43	42564	13998	...000564			
<b>238120050</b>	50	WT-20	6.5	42	46	48395	48457	...000665			
<b>238125050</b>	50	WT-25	7	50	46	44236	17270	...000547			
<b>238132050</b>	50	WT-32	10	66	46	52512	50108	...000666			

## Preset master for WT System


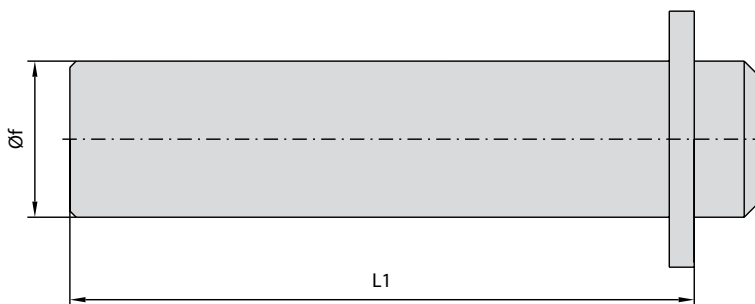
For calibration of tool presetter  
Etched with actual gauge length measurement  
Suitable adapter available with VDI or V-flange (2380..., 2381...)



### 2390...

Item No.	WT System Size	Dimensions		
		L1		
<b>239016000</b>	WT-16	22		
<b>239020000</b>	WT-20	22		
<b>239025000</b>	WT-25	32		
<b>239032000</b>	WT-32	36		

## Master gauge for WT System



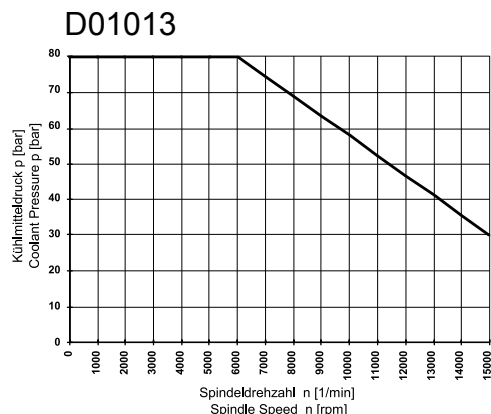
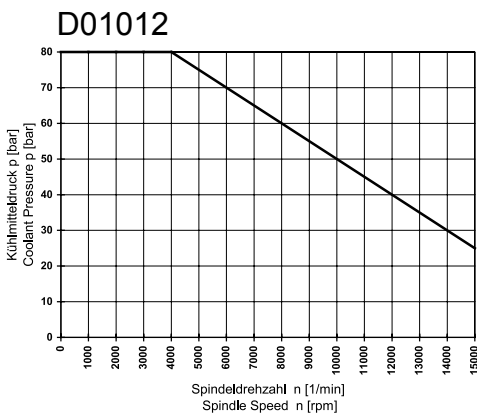
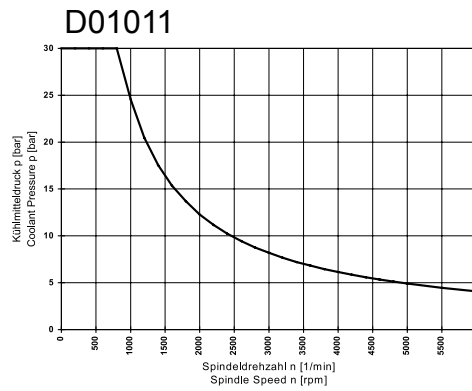
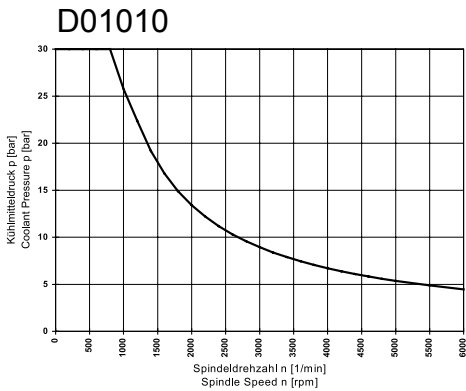
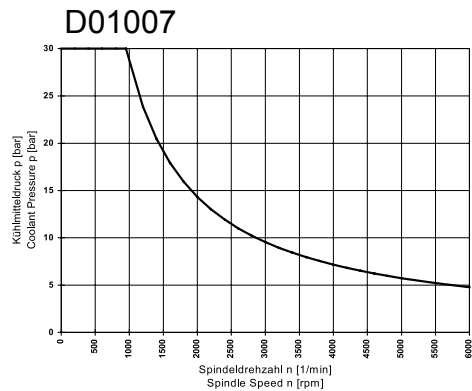
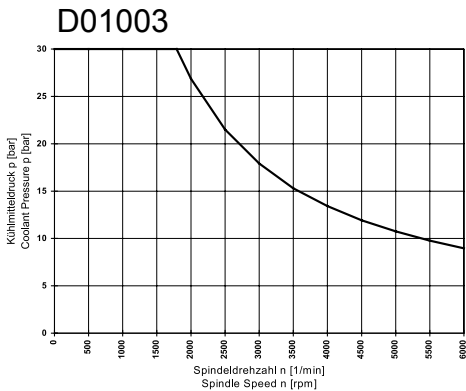
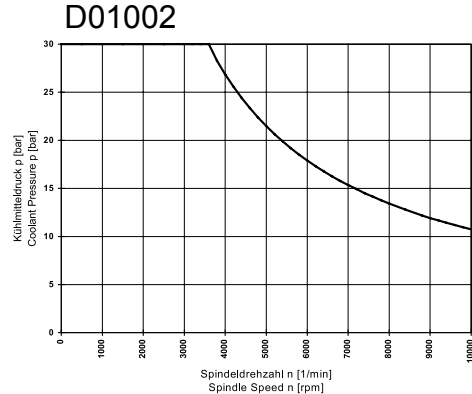
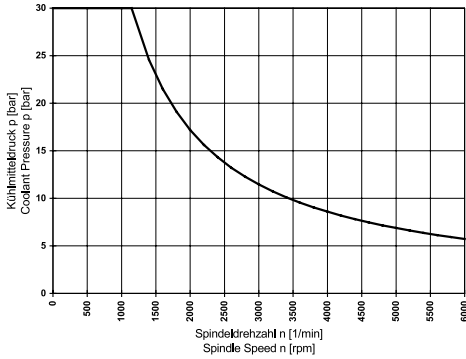
### 2391...

Item No.	WT System Size	Dimensions		
		L1	Øf	
<b>239116000</b>	WT-16	60	16	
<b>239116001</b>	WT-16	110	16	
<b>239120000</b>	WT-20	60	20	
<b>239120001</b>	WT-20	110	20	
<b>239125000</b>	WT-25	60	25	
<b>239125001</b>	WT-25	110	25	
<b>239132000</b>	WT-32	60	32	
<b>239132001</b>	WT-32	110	32	

Maximum possible coolant pressure depends on RPM.  
 Every sealing system has an individual diagram.  
 Select the suitable diagram by the number stated in the  
 data sheet of the driven precision tool.

**ATTENTION:**



Do not run dry! Coolant must be switched on before rotating.  
 For machining cast iron, only use driven tools with diagram D01012 or D01013.  
 1 bar = 14.5 PSI Filtration of minimum 100 µm recommended







# Higher Productivity



WTO's strategy is to constantly build on excellence in technology and quality to serve our customers.

As recognized pioneer and leader in its industry, WTO has always set the benchmarks for driven tool technology with inventions and new developments.

Our products are used worldwide in the metal cutting industry where high precision parts are manufactured with efficiency.

In 1994 WTO became the first manufacturer of driven precision tooling to achieve ISO 9001 certification.



**Deutschland**  
WTO GmbH  
Auf der oberen Au 45  
77797 Ohlsbach  
Telefon: +49-78 03 93 92 - 0  
Telefax: +49-78 03 93 92 - 40  
www.wto.de

**WTO**  
*Higher Productivity*



**USA**  
WTO Inc.  
14301-A South Lakes Drive  
Charlotte NC 28273  
Telefon: +1 704.714.7765  
Telefax: +1 704.714.7767  
www.wto-usa.com

Компания "**ИНТЕРТУЛМАШ**" - поставщик оборудования

**WTO** в России.

**WTO** – известная немецкая компания, которой принадлежат передовые позиции в производстве и усовершенствовании статических и приводных высокоточных блоков для металлообрабатывающих станков.



Для заказа инструмента и технических консультаций оформите заказ на нашем сайте

[www.itmash.ru](http://www.itmash.ru)

Наши сотрудники оперативно свяжутся с Вами.

Вы можете присылать Ваши заявки и вопросы на электронную почту

[inbox@itmash.ru](mailto:inbox@itmash.ru)

или звоните по телефону

**(495) 668-13-58.**

Вы также можете воспользоваться [формой заявки на сайте](#).